

the complete service for the countryside

trees & hedge plants



**THORPE
TREES**
2019/2021

Welcome to our 2019-21 catalogue of trees and hedge plants.

The nursery is in excellent condition after the late summer rainfall and we are looking forward to supplying a good selection of healthy flourishing plants during the winter months. This year we reached our 35th anniversary of growing plants on the nursery in Thorpe Underwood and I would like to thank customers old and new for their business over the years.

Last season brought greatly increased sales of both trees and hedge plants which reflects the success of the Countryside Stewardship Scheme and other Environmental grant schemes across the country which we trust will continue well in to the future - it certainly highlights the desire of the British public to see more trees growing across our valued countryside. We are also very proud to be growing native trees and hedge plants on contract for the Woodland Trust to fulfil the very popular schemes they offer to the public to support tree planting nationwide.

We welcome visitors to the nursery at all times to inspect the growing stock and discuss planting plans and ideas and we trust that our personal attention will continue to serve you well over the future years.

Caroline Taylor

Caroline Taylor



Many thanks for the trees, they were lovely quality and well wrapped for transport. The delivery driver was both helpful and courteous. I really hope to place another order with you in the future, its lovely to find such a great supplier.

Ron Hickman, Head Gardener, Sawley Hall, Ripon.

Just to say a big thank you for our trees they are excellent. The quality of the trees is first class, they were well wrapped and I shall definitely be buying more from you in the future.

Jane Calladine, Honeysuckle Farm, Ashbourne.

Plant Health – Buy British Trees.

Issues regarding tree diseases and plant health within the woodland industry have come to a fore within recent years and we strive to impress upon all of our customers the importance of buying plants from a reputable British grower in the knowledge that the plants will have been raised and tended in healthy, well managed conditions.

Plant health is of the utmost importance to us at all stages of production and it is vital that we all work hard to keep threatening diseases away from our shores.

Please buy British!

We are pleased to be associated with the following organisations:



Working on the Nursery



Drilling



Lifting



Grading

THORPE TREES SERVICES

Free Initial Advisory Visit

If you are considering the opportunities for planting trees or hedge-plants on your land, wherever the location, we are always pleased to offer a FREE initial advisory visit to discuss your plans and ideas.

Planting Advice

We offer advice concerning ground preparation, planting methods and effective ways of supporting and protecting young trees and hedge plants. Soil type and conditions at planting are highly significant factors in the success of plant establishment, and it is important to protect young plants from browsing, spraying or strimmer damage at all times.

Grant Advice and Applications

Grant assistance towards a new planting scheme may be an option worth considering, and for which we are pleased to offer our professional and reliable expertise. We have long associations with Forestry Commission, Defra and other funding organisations and will be pleased to assist you with grant information and applications.

Plants of Native Stock & Local origin

We supply hardy, healthy and robust stock of northern provenance grown from seed of local origin wherever possible. Plants of 30-40cm to 3-4m are available during the bare-root planting season (generally November to March) with a good selection also available in containers throughout the year.

Nationwide Delivery

Great care is taken with our plants to ensure they reach you in tip-top condition for planting. Plants are packed in co-extruded forestry bags and despatched via our own transport or on next-day courier service.

Skilled Planting Service

We have teams of planting contractors nationwide and are pleased to quote you for providing a planting service when purchasing trees or hedge-plants. This service is very much in demand and so we ask you to let us know in good time if you are interested.

Maintenance and Aftercare

It is vital that your recently planted trees and hedge-plants are well cared for to aid successful establishment. We can provide you with a quotation for herbicide treatment after planting and for a future maintenance contract as required.

Wedding Lists & Trees for Special Occasions

An important feature of the business is to help you explore ideas for planting trees and hedges across the countryside and we take great pride in offering the service of providing trees for wedding lists, christenings, birthdays and other memorable celebratory events. If you have an idea in mind that tree planting will fulfil we will always be pleased to hear from you.

Index

Broad leaved trees	4-10
Plant spacing	10
Hedging & shrubs	11-17
Hedgerow spacing	17
Conifers	18-20
Specimen trees	21-24
Bulbs, seeds & willows	25
Fruit trees	26-29
Sundries	30-32
Planting & aftercare	33
Ordering information	34
Imperial equivalents	34
Payment terms & conditions	35

Follow us on Twitter
@ThorpeTrees

Like us on Facebook
Thorpe Trees Ltd

Plant trees from Thorpe Trees.



Malus Floribunda



Ornamental Trees



The Nursery



Thorpe Trees is proud to support the Multiple Sclerosis Society, Registered Charity 207495, whose beneficiaries are people with multiple sclerosis and those affected by it and by allied conditions, including carers, families and friends.

broadleaved trees

*= Native to Britain
M= Medium (20-50 ft)
S= Small (up to 20 ft+)

L= Large (50ft+)
r/b= Root Balled

FIELD GROWN



FIELD MAPLE *s

Acer campestre

Small tree or shrub commonly found in woodlands and hedges. Leaves turn a deep golden red in autumn. Good hedgerow tree.



NORWAY MAPLE M

Acer platanoides

Fast-growing, attractive tree suitable for woodlands and shelter belts on most soils. Leaves turn yellow in autumn.



SYCAMORE L

Acer pseudoplatanus

A fast-growing tree, suited to most conditions, excellent for shelter belts and windbreaks. Vigorous in upland areas.



HORSE CHESTNUT L

Aesculus hippocastanum

Magnificent tree with characteristic flowers and fruits. Likes fertile soils and makes an attractive specimen or woodland tree.



ITALIAN ALDER M

Alnus cordata

Suitable for wet areas and all types of soil including chalk. Fast-growing tree with shiny green leaves, cones and catkins. Good for shelter belts.

Size (cm)	1-24 £ each	Ex-Nursery (VAT Extra) 25-100 £ each	100+ £ each
30-40	1.23	0.88	0.57
40-60	1.37	0.98	0.64
60-90	1.73	1.24	0.81
90-120	3.47	2.48	1.61
120-150	6.59	4.71	3.53
150-180	11.98	8.56	6.42
180-240	15.58	12.98	9.74
6-8cm girth	21.23	17.69	13.27
8-10cm girth	27.92	23.27	17.45
30-40	1.33	0.95	0.62
40-60	1.82	1.30	0.85
60-90	2.32	1.66	1.08
90-120	3.72	2.66	1.73
120-150	6.85	4.89	3.67
150-180	12.89	9.21	6.91
180-240	16.30	13.58	10.19
6-8cm girth	24.07	20.06	15.05
8-10cm girth	29.72	24.77	18.58
30-40	1.27	0.91	0.59
40-60	1.48	1.06	0.69
60-90	1.65	1.18	0.77
90-120	3.63	2.59	1.68
120-150	6.37	4.55	3.41
150-180	10.75	7.68	5.76
180-240	14.72	12.27	9.20
6-8cm girth	24.07	20.06	15.05
8-10cm girth	29.72	24.77	18.58
30-40	1.57	1.12	0.73
40-60	1.82	1.30	0.85
60-90	2.65	1.89	1.23
90-120	5.53	3.95	2.57
120-150	8.26	5.90	4.43
150-180	14.78	10.56	7.92
180-240	18.41	15.34	11.51
6-8cm girth	28.31	23.59	17.69
8-10cm girth	33.97	28.31	21.23
30-40	1.16	0.83	0.54
40-60	1.37	0.98	0.64
60-90	1.57	1.12	0.73
90-120	3.63	2.59	1.68
120-150	6.37	4.55	3.41
150-180	11.23	8.02	6.02
180-240	12.05	10.04	7.53
6-8cm girth	16.98	14.15	10.61
8-10cm girth	27.61	23.01	17.26

*= Native to Britain
M= Medium (20-50 ft)
S= Small (up to 20 ft+)

L= Large (50ft+)
r/b= Root Balled



COMMON ALDER *M

Alnus glutinosa

Particularly suited to damp, boggy ground and beside water-courses. Fast-growing tree with cones and catkins.



GREY ALDER M

Alnus incana

Good tree for shelter belts, fast-growing, tolerates poor soil and wet, cold conditions. Greyish-green foliage with cones and catkins.



SILVER BIRCH *M

Betula pendula

Elegant, fast-growing tree particularly suited to dry, sandy and peaty soils. Attractive white, scaly bark with small leaves turning yellow in autumn. Cones and catkins.



DOWNY BIRCH *M

Betula pubescens

Hardy, fast growing tree which thrives on a variety of soils and is suited to damp locations. A very useful tree for shelter in difficult conditions and for woodlands on upland sites.

Size (cm)	1-24 £ each	Ex-Nursery (VAT Extra) 25-100 £ each	100+ £ each
30-40	1.11	0.79	0.51
40-60	1.33	0.95	0.62
60-90	1.54	1.10	0.72
90-120	3.14	2.24	1.46
120-150	6.27	4.48	3.36
150-180	9.59	6.85	5.14
180-240	12.05	10.04	7.53
6-8cm girth	15.58	12.98	9.74
8-10cm girth	27.61	23.01	17.26
30-40	1.11	0.79	0.51
40-60	1.33	0.95	0.62
60-90	1.54	1.10	0.72
30-40	1.04	0.74	0.48
40-60	1.22	0.87	0.57
60-90	1.36	0.97	0.63
90-120	2.88	2.06	1.34
120-150	6.12	4.37	3.28
150-180	9.83	7.02	5.27
180-240	14.16	11.80	8.85
6-8cm girth	16.30	13.58	10.19
8-10cm girth	26.90	22.42	16.82
30-40	1.04	0.74	0.48
40-60	1.22	0.87	0.57
60-90	1.36	0.97	0.63
90-120	2.88	2.06	1.34
120-150	6.12	4.37	3.28
150-180	9.83	7.02	5.27
180-240	14.16	11.80	8.85
6-8cm girth	16.30	13.58	10.19
8-10cm girth	26.90	22.42	16.82

broadleaved trees

***= Native to Britain**
M= Medium (20-50 ft)
S= Small (up to 20 ft+)

L= Large (50ft+)
r/b= Root Balled



HORNBEAM *L

Carpinus betulus

Attractive tree with ascending branches. Leaves similar to beech. Suitable as a woodland or parkland tree especially on heavy clay soils or as hedging.

Size (cm)	Ex-Nursery (VAT Extra)		
	1-24 £ each	25-100 £ each	100+ £ each
30-40	1.41	1.01	0.66
40-60	1.82	1.30	0.85
60-90	2.55	1.82	1.18
90-120	5.21	3.72	2.42
120-150	8.09	5.78	4.34
150-180	12.39	8.85	6.64
180-240	18.05	15.04	11.28
6-8cm girth	21.95	18.29	13.72
8-10cm girth	33.97	28.31	21.23



SWEET CHESTNUT *L

Castanea sativa

Handsome, vigorous tree suited to light, sandy soils. Long pointed leaves and characteristic green spiky chestnut fruits (Spanish chestnut).

30-40	1.57	1.12	0.73
40-60	1.89	1.35	0.88
60-90	2.65	1.89	1.23
90-120	4.96	3.54	2.30
120-150	7.84	5.60	4.20
150-180	13.54	9.67	7.25
180-240	16.30	13.58	10.19
6-8cm girth	22.66	18.88	14.16
8-10cm girth	36.80	30.67	23.00



BEECH L

Fagus sylvatica

Impressive tree with a large spreading crown. Suited to chalky, light and well-drained fertile soils. Makes an attractive woodland or specimen tree. Also good hedgerow plant.

30-40	1.23	0.88	0.57
40-60	1.57	1.12	0.73
60-90	2.07	1.48	0.96
90-120	5.36	3.83	2.49
120-150	8.19	5.85	4.39
150-180	14.87	10.62	7.97
180-240	24.78	20.65	15.49
6-8cm girth	31.85	26.54	19.91
8-10cm girth	42.48	35.40	26.55



COPPER BEECH L

Fagus sylvatica purpurea

Ornamental form of common beech, with red-purple leaves.

30-40	3.22	2.30	1.50
40-60	3.79	2.71	1.76
60-90	4.89	3.49	2.27
90-120	6.93	4.95	3.22
120-150	10.89	7.78	5.84
150-180	19.81	14.15	10.61
180-240	32.56	27.13	20.35
6-8cm girth	48.13	40.11	30.08
8-10cm girth	56.63	47.19	35.39

***= Native to Britain**
M= Medium (20-50 ft)
S= Small (up to 20 ft+)

L= Large (50ft+)
r/b= Root Balled



WALNUT *M

Juglans regia

Excellent specimen tree for gardens, parks, hedgerows and woodland edges. Large leaves and characteristic for its fruit. Good timber value.

Size (cm)	Ex-Nursery (VAT Extra)		
	1-24 £ each	25-100 £ each	100+ £ each
30-40	1.82	1.30	0.85
40-60	2.32	1.66	1.08
60-90	3.30	2.36	1.53
90-120	6.85	4.89	3.18
120-150	12.39	8.85	6.64
150-180	15.44	11.03	8.27
180-240	21.23	17.69	13.27
6-8cm girth	31.15	25.96	19.47
8-10cm girth	42.48	35.40	26.55



CRAB APPLE *S

Malus Sylvestris

Attractive small tree with colourful blossom and small fruits in autumn.


30-40	1.18	0.84	0.59
40-60	1.33	0.95	0.67
60-90	1.75	1.25	0.88
90-120	3.98	2.84	1.85
120-150	6.19	4.42	3.32
150-180	11.14	7.96	5.97
180-240	14.16	11.80	8.85
6-8cm girth	24.78	20.65	15.49
8-10cm girth	35.39	29.49	22.12



POPLAR

Grey (*Populus canescens*)
 White (*Populus alba*)
 Lombardy (*Populus nigra italica*)
 Please enquire for other varieties and un-rooted setts.

60-120	2.07	1.48	1.11
120-150	5.12	3.66	2.75
150-180	7.60	5.43	4.07
180-240	10.99	7.85	5.89



ASPEN *M

Populus tremula

Fast-growing, medium poplar suitable for woodlands and hedgerows on heavy wet soils. Attractive heart shaped leaves.

30-40	1.27	0.91	0.59
40-60	1.65	1.18	0.77
60-90	2.48	1.77	1.15
90-120	5.61	4.01	2.61
120-150	7.35	5.25	3.94
150-180	11.55	8.25	6.19
180-240	14.36	11.97	8.98
6-8cm girth	22.66	18.88	14.16
8-10cm girth	35.39	29.49	22.12

broadleaved trees

***= Native to Britain**
M= Medium (20-50 ft)
S= Small (up to 20 ft+)

L= Large (50ft+)
r/b= Root Balled



WILD CHERRY (Gean) *M

Prunus avium

Impressive tree for woodland edges and shelter belts. Suits most soil types. Has double white blossom and leaves turn yellow in autumn.



BIRD CHERRY *s

Prunus padus

Small bushy tree for woodland edges, by streams and upland areas. Flowers white on spikes with shiny black fruits.



SESSILE OAK *L

Quercus petraea

Tall, straight, elegant tree for woodlands and hedgerows. Prefers moist conditions with rapid early growth.



ENGLISH OAK (Pedunculata oak) *L

Quercus robur

Extensive woodland tree suited to medium-heavy fertile land. Characteristic hedgerow tree.

Size (cm)	1-24 £ each	Ex-Nursery (VAT Extra) 25-100 £ each	100+ £ each
30-40	1.23	0.88	0.57
40-60	1.46	1.04	0.68
60-90	1.97	1.41	0.92
90-120	3.56	2.54	1.65
120-150	6.23	4.45	3.34
150-180	10.16	7.26	5.45
180-240	14.16	11.80	8.85
6-8cm girth	19.82	16.52	12.39
8-10cm girth	28.31	23.59	17.69

30-40	1.23	0.88	0.57
40-60	1.46	1.04	0.68
60-90	1.97	1.41	0.92
90-120	3.56	2.54	1.65
120-150	6.23	4.45	3.34
150-180	10.16	7.26	5.45
180-240	14.16	11.80	8.85
6-8cm girth	19.82	16.52	12.39
8-10cm girth	28.31	23.59	17.69

30-40	1.74	1.24	0.81
40-60	2.32	1.66	1.08
60-90	3.14	2.24	1.46
90-120	6.27	4.48	2.91
120-150	9.59	6.85	5.14
150-180	15.19	10.85	8.14
180-240	22.66	18.88	14.16
6-8cm girth	38.22	31.85	23.89
8-10cm girth	53.78	44.82	33.62

30-40	1.25	0.89	0.58
40-60	1.51	1.08	0.70
60-90	2.11	1.51	0.98
90-120	5.21	3.72	2.42
120-150	9.24	6.60	4.95
150-180	14.45	10.32	7.74
180-240	17.47	14.56	10.92
6-8cm girth	32.56	27.13	20.35
8-10cm girth	45.30	37.75	28.31

***= Native to Britain**
M= Medium (20-50 ft)
S= Small (up to 20 ft+)

L= Large (50ft+)
r/b= Root Balled



RED OAK L

Quercus rubra

Large, fast growing, broad headed tree which thrives in most parts of the British Isles. Leaves change from dull green to red and finally to a stunning red brown in Autumn.



WILLOW *M

Salix spp

Goat willow (*Salix caprea*)*
 Grey willow (*Salix cinerea*)*
 White willow (*Salix alba*)*
 Crack willow (*Salix fragilis*)*
 Good for damp situations. Please enquire for other varieties.



WHITEBEAM *M

Sorbus aria

Hardy tree typical of woods on chalk and limestone. Good in upland and exposed conditions. Green leaves with grey underside. Scarlet berries.



ROWAN *M

Sorbus aucuparia

Elegant tree for woodlands and shelter belts. Tolerates acid soils, upland and exposed conditions. Cream flowers and orange-red berries.

Size (cm)	1-24 £ each	Ex-Nursery (VAT Extra) 25-100 £ each	100+ £ each
30-40	1.65	1.18	0.77
40-60	2.32	1.66	1.08
60-90	2.98	2.13	1.38
90-120	6.27	4.48	2.91
120-150	9.91	7.08	5.31
150-180	15.53	11.09	8.32
180-240	21.23	17.69	13.27
6-8cm girth	36.80	30.67	23.00
8-10cm girth	46.72	38.93	29.20

30-40	0.90	0.64	0.42
40-60	1.25	0.89	0.58
60-90	1.48	1.06	0.69
90-120	1.82	1.30	0.85
120-150	4.63	3.31	2.48
150-180	8.51	6.08	4.56
180-240	10.62	8.85	6.64
6-8cm girth	18.41	15.34	11.51
8-10cm girth	25.48	21.23	15.92

30-40	1.57	1.12	0.73
40-60	1.97	1.41	0.92
60-90	2.44	1.74	1.13
90-120	4.30	3.07	2.00
120-150	6.93	4.95	3.71
150-180	12.12	8.66	6.50
180-240	16.49	13.74	10.31
6-8cm girth	25.48	21.23	15.92
8-10cm girth	39.64	33.03	24.77

30-40	1.26	0.90	0.59
40-60	1.47	1.05	0.68
60-90	1.74	1.24	0.81
90-120	4.30	3.07	2.00
120-150	6.93	4.95	3.71
150-180	11.89	8.49	6.37
180-240	15.36	12.80	9.60
6-8cm girth	19.82	16.52	12.39
8-10cm girth	31.15	25.96	19.47

broadleaved trees

hedging & shrubs

***= Native to Britain**
M= Medium (20-50 ft)
S= Small (up to 20 ft+)

L= Large (50ft+)
r/b= Root Balled



SMALL LEAVED LIME *L

Tilia cordata

Elegant tree, vigorous on deep, loamy soils and suitable for woodlands and windbreaks. Greenish-yellow leaves, sweet smelling and attractive to bees. Popular for avenues.



BROADLEAVED LIME *L

Tilia platyphyllos

Large-leaved variety, vigorous and tall growing. Woodland or specimen tree, suitable for parklands and avenues.

CONTAINER GROWN



EVERGREEN OAK

Quercus ilex

Leaves resemble those of holly. Very hardy and grows well on poor soils, except heavy clay. Good in coastal and exposed conditions.

We also offer a good selection of Standard trees of the field grown varieties listed. Trees can be supplied 'root-balled' or containerised at extra cost.

PLANT SPACING: Square Pattern

Distance apart Metric	Trees per Hectare	Distance apart Imperial	Trees per Acre
1.0m	10000	3ft	4840
1.5m	4444	4.5ft	2400
2.0m	2500	6ft	1210
2.5m	1600	7.5ft	774
3.0m	1111	9ft	537

Size (cm)	Ex-Nursery (VAT Extra)		
	1-24 £ each	25-100 £ each	100+ £ each
30-40	1.62	1.16	0.75
40-60	1.89	1.35	0.88
60-90	2.39	1.71	1.11
90-120	6.59	4.71	3.06
120-150	8.51	6.08	4.56
150-180	13.62	9.73	7.30
180-240	18.41	15.34	11.51
6-8cm girth	26.41	22.01	16.51
8-10cm girth	33.97	28.31	21.23
30-40	1.62	1.16	0.75
40-60	1.89	1.35	0.88
60-90	2.39	1.71	1.11
90-120	6.59	4.71	3.06
120-150	8.51	6.08	4.56
150-180	13.62	9.73	7.30
180-240	18.41	15.34	11.51
6-8cm girth	26.41	22.01	16.51
8-10cm girth	33.97	28.31	21.23
30-40 (2L)	6.87	4.91	4.17
40-60 (2L)	8.75	6.25	5.31
60-90 (2L)	11.54	8.24	7.00

FIELD GROWN



FIELD MAPLE *

Acer campestre

Small tree or shrub commonly found in woodlands and hedges. Leaves turn a deep golden red in autumn. Good hedgerow tree.



BARBERRY

Berberis thunbergii

Popular shrub for gardens and hedgerows. Attractive yellow flowers on thorny branches. Bold autumn foliage and bright red berries. Thrives in most soils and conditions.

Berberis thunbergii 'Atropurpurea'

Purple leaved cultivar.



COTONEASTER

Franchetti

Grey-green leaves, arching stems and red berries.



BOX

Buxus sempervirens

Traditional evergreen plant with small dark green leaves. Ideal for woodlands or hedging. Thrives on most soils in sun or shade.



Buxus suffruticosa

Dwarf variety of Box commonly used for edging paths and lawns. Small, glossy green leaves.

Size (cm)	Ex-Nursery (VAT Extra)		
	1-24 £ each	25-100 £ each	100+ £ each
30-40	1.23	0.88	0.57
40-60	1.37	0.98	0.64
60-90	1.74	1.24	0.81
90-120	3.47	2.48	1.61
30-50	2.14	1.53	0.99
30-50	2.14	1.53	0.99
30-40	1.74	1.24	0.87
40-60	2.23	1.59	1.11
20-40	4.45	3.18	2.70
30-50	5.53	3.95	3.36
15-20	5.28	3.77	3.20

hedging & shrubs

*= Native to Britain



RED-BARKED DOGWOOD

Cornus alba

Popular shrub with rich red stems in winter and white fruits tinged blue. Thrives in wet and dry soils.



DOGWOOD *

Cornus sanguinea

Hedgerow and open pasture shrub, common on chalk and limestone soils. Red leaves and shiny black fruits in autumn.



HAZEL *

Corylus avellana

Familiar hedgerow and woodland shrub. Long yellow catkins in spring, bearing nuts in clusters. Good for coppice and hurdles.



QUICKTHORN (Hawthorn) *

Crataegus monogyna

Traditional hedgerow species, fast growing and sturdy on all soils. Pink and white blossom with profuse red berries in autumn.



SPINDLE TREE *

Euonymus europaeus

Decorative small tree with effective red leaves and pink fruits in autumn.

Size (cm)	Ex-Nursery (VAT Extra)		
	1-24 £ each	25-100 £ each	100+ £ each
30-40	1.65	1.18	0.83
40-60	1.89	1.35	0.95
60-90	2.51	1.79	1.25
30-40	1.58	1.13	0.79
40-60	1.74	1.24	0.87
60-90	2.07	1.48	1.04
30-40	1.41	1.01	0.71
40-60	1.60	1.14	0.80
60-90	1.95	1.39	0.97
90-120	3.14	2.24	1.57
30-40	0.84	0.60	0.39
40-60	1.09	0.78	0.51
60-90	1.48	1.06	0.69
90-120	2.23	1.59	1.03
120-150	2.81	2.01	1.31
30-40	1.48	1.06	0.74
40-60	2.14	1.53	1.07
60-90	2.65	1.89	1.32

*= Native to Britain



BEECH

Fagus sylvatica

Familiar hedgerow plant with glossy green leaves suited to chalky, light and well drained fertile soils. Trim to shape in the summer months.



COPPER BEECH L

Fagus sylvatica purpurea

Ornamental form of common beech, with red-purple leaves.



SEA BUCKTHORN *

Hippophae rhamnoides

Spiny shrub, good on coastal and windswept sites. Small narrow leaves and profuse orange berries.



GARDEN PRIVET

Ligustrum ovalifolium


Semi-evergreen form of privet, usually grown as garden hedging. Good on most soils.



WILD PRIVET *

Ligustrum vulgare

Common woodland shrub with small narrow leaves and black fruits. Bushy habit, good on chalk soils.



EVERGREEN HONEYSUCKLE

Lonicera nitida

Evergreen hedgerow or woodland shrub with small privet-like leaves. Hardy and vigorous especially on chalk soils.

Size (cm)	Ex-Nursery (VAT Extra)		
	1-24 £ each	25-100 £ each	100+ £ each
30-40	1.23	0.88	0.57
40-60	1.57	1.12	0.73
60-90	2.07	1.48	0.96
90-120	5.36	3.83	2.49
120-150	8.19	5.85	4.39
30-40	3.22	2.30	1.50
40-60	3.79	2.71	1.76
60-90	4.89	3.49	2.27
90-120	6.93	4.95	3.22
30-40	1.25	0.89	0.62
40-60	1.41	1.01	0.71
60-90	2.14	1.53	1.07
30-40	1.82	1.30	0.91
40-60	2.06	1.47	1.03
60-90	2.48	1.77	1.24
30-40	1.46	1.04	0.73
40-60	1.62	1.16	0.81
60-90	1.97	1.41	0.99
30-40	1.74	1.24	0.87
40-60	2.04	1.46	1.02
60-90	2.23	1.59	1.11

hedging & shrubs

*= Native to Britain



CRAB APPLE *

Malus sylvestris

Attractive small tree with colourful blossom and small fruits in autumn.



LAUREL

Prunus laurocerasus

Fast-growing, bushy evergreen, good for hedges and game cover in woodlands. Tolerates shade and damp conditions.



BLACKTHORN *

Prunus spinosa

Large shrub or small tree. Common hedgerow plant with dense, thorny branches. Early white blossom with fruits (sloes) in autumn. Good for protection.



ROSA RUGOSA

Ramanus rose

Dense, prickly shrub good for protective hedgerows. Pink or white flowers in summer with large hips in autumn.



ALDER BUCKTHORN *

Rhamnus frangula

Attractive shrubby tree. Shiny green-yellow leaves with red-pink berries in autumn. Good on damp sites and marshy areas.

Size (cm)	Ex-Nursery (VAT Extra)		
	1-24 £ each	25-100 £ each	100+ £ each
30-40	1.18	0.84	0.59
40-60	1.33	0.95	0.67
60-90	1.75	1.25	0.88
30-40	3.81	3.31	2.98
40-60	4.67	4.06	3.65
60-90	6.11	5.31	4.78
90-120	7.80	6.78	6.10
30-40	1.01	0.72	0.50
40-60	1.19	0.85	0.60
60-90	1.46	1.04	0.73
30-40	1.65	1.18	0.83
40-60	1.89	1.35	0.95
60-90	2.11	1.51	1.06
30-40	1.18	0.84	0.59
40-60	1.41	1.01	0.71
60-90	1.82	1.30	0.91
30-40	1.18	0.84	0.59
40-60	1.41	1.01	0.71
60-90	1.82	1.30	0.91

*= Native to Britain



DOG ROSE *

Rosa canina


Wild rose. Traditional hedgerow or woodland edge shrub. Attractive small pink flowers in late spring and red hips in autumn.



ELDERBERRY *

Sambucus nigra

Large shrub or small tree, often found in hedgerows or on undisturbed soils. Can be invasive. Scented white flowers in spring. Purple berries in autumn.



SNOWBERRY

Symphoricarpus alba

Dense shrub for woodland cover or garden hedging. Grows on any soil and tolerates shade. Pink flowers in summer and long-lasting white berries in winter.



WAYFARING TREE *

Viburnum lantana

Woodland edge or hedgerow shrub, good on chalk or limestone soils. White flowers in June, red berries in autumn. Thick, hairy green leaves.



GUELDER ROSE *

Viburnum opulus

Woodland edge or hedgerow shrub which prefers damp conditions. Fragrant white flowers in spring and clusters of drooping red berries in autumn. Large lobed leaves.

Size (cm)	Ex-Nursery (VAT Extra)		
	1-24 £ each	25-100 £ each	100+ £ each
30-40	1.19	0.85	0.60
40-60	1.34	0.96	0.67
60-90	1.82	1.30	0.91
40-60	1.37	0.98	0.69
60-90	1.89	1.35	0.95
30-40	1.46	1.04	0.73
40-60	1.62	1.16	0.81
60-90	1.97	1.41	0.99
30-40	1.41	1.01	0.71
40-60	1.57	1.12	0.78
60-90	2.04	1.46	1.02
30-40	1.48	1.06	0.74
40-60	1.88	1.34	0.94
60-90	2.11	1.51	1.06

hedging & shrubs

*= Native to Britain

CONTAINER GROWN



BOX

Buxus sempervirens

Traditional evergreen plant with small dark green leaves. Ideal for woodlands or hedging. Thrives on most soils in sun or shade.

BUDDLEIA (Butterfly bush)

Buddleia alternifolia

Medium to large shrub, tolerant of most soils and conditions. Grows quickly and extensively. Prefers full sun. Narrow leaves with profusion of long spikes of lilac flowers which attract butterflies in summer.



COMMON BROOM *

Cytisus scoparius

Familiar, medium sized native shrub, best in neutral to acid, deep loamy soils. Flowers rich butter yellow in May.



HOLLY *

Ilex aquifolium

Traditional evergreen tree or shrub, common in hedgerows with familiar red berries. Grows on all except wet soils. Forms a good hedge.



HONEYSUCKLE *

Lonicera periclymenum

Scented flowers in spring and autumn. Familiar rambling through traditional hedgerows.



LAUREL

Prunus laurocerasus

Fast-growing, bushy evergreen, good for hedges and game cover in woodlands. Tolerates shade and damp conditions.

Size (cm)	Ex-Nursery (VAT Extra)		
	1-24 £ each	25-100 £ each	100+ £ each
30-40 (2L)	8.50	6.07	5.16
40-60 (5L)	11.90	8.50	7.23
30-50 (2L)	4.94	3.53	3.00
20-40 (p9)	4.30	3.58	3.04
20-30 (p9)	3.64	3.03	2.58
30-40 (p9)	4.30	3.58	3.04
40-60 (2L)	6.11	5.09	4.33
60-80 (2L)	8.74	7.28	6.19
80-100 (2L)	16.55	13.79	11.72
15-30cm (Cell)	3.50	2.50	1.88
40-60 (2L)	6.49	5.41	4.60
40-60 (2L)	6.70	5.58	4.74
60-90(2L)	8.29	6.91	5.87
60-90 (r/b)	11.64	9.70	8.25
90-120 (r/b)	13.97	11.64	9.89
120-150 (r/b)	28.38	23.65	20.10

*= Native to Britain



PORTUGUESE LAUREL

Prunus lusitanica

Hardy plant, good for hedging or as game cover. Dark crimson stem with large glossy green leaves.



GORSE *

Ulex europaeus

Prickly, evergreen shrub which grows naturally on acid, sandy heaths in exposed conditions. Resilient and dense with rigid spines. Attractive yellow flowers throughout the seasons.

Size (cm)	Ex-Nursery (VAT Extra)		
	1-24 £ each	25-100 £ each	100+ £ each
30-40 (2L)	5.38	4.48	3.81
40-60 (2L)	7.42	6.18	5.25
60-90(2L)	9.31	7.76	6.60
20-40 (p9)	2.24	1.87	1.59
30-40 (2L)	5.82	4.85	4.12

Environmental Stewardship hedgerow mixes are available to suit regional variations. Please contact us to discuss your requirements. Professional planting service also available.

TYPICAL MIXED HEDGE: 5-8 plants/m

Suggested Species

Quickthorn 70%,	Blackthorn 10%,	Field Maple 5%,	Hazel 3%,
Guelder Rose 5%,	Dog Rose 3%,	Honeysuckle 2%,	Holly 2%

HEDGEROW SPACING: Recommendations

Species	Spacing in rows	Species	Spacing in rows
EVERGREEN		DECIDUOUS	
Box	10-12" single	Beech	18" double
Lonicera nitida	12" single	Blackthorn	12" double
Holly	12" single	Field maple	12" single
Laurel	24" single	Quickthorn	9" double
Lawson's cypress	24-36" single	Ramanus rose	12" double
Leylandii	24-36" single	Mixed hedge	(5-8 plants/m) double
Privet	12" single		
Yew	18-24" single		

conifers

FIELD GROWN



NORDMAN'S FIR L

Abies nordmanniana

Excellent variety for Christmas. Shiny green needles retained after cutting. Generally disease resistant. Slow growing.



NOBLE FIR L

Abies procera

Straight-growing timber tree with large blue-grey cones. Withstands exposure, is resistant to snow damage and tolerates poor soil conditions.

LAWSON'S CYPRESS L

Chamaecyparis lawsoniana

Popular slender tree with soft and light pendulous green foliage. Grows rapidly on most soils. Ornamental or timber tree and good for hedging.



NORWAY SPRUCE L

Picea abies

Familiar as traditional Christmas tree, produces a high yield of good quality timber. Prickly light-green needles and long drooping cones.

SERBIAN SPRUCE L

Picea omorika

Serbian Spruce – tall slender graceful tree, good in industrial areas and on chalk soils.



BLUE SPRUCE L

Picea pungens glauca

A medium sized tree with glaucous leaves. The intensely blue needles make it a very popular tree for Christmas. Trees usually grown to small - medium size as colour weakens with age.

Size (cm)	Ex-Nursery (VAT Extra)		
	1-24 £ each	25-100 £ each	100+ £ each
15-30	1.51	1.08	0.76
20-40	0.98	0.70	0.49
20-40	1.19	0.85	0.60
40-60	1.55	1.11	0.78
15-30	0.76	0.54	0.38
20-40	0.91	0.65	0.46
15-30	0.90	0.64	0.45
15-30	0.90	0.64	0.45

***= Native to Britain**
M= Medium (20-50 ft)
S= Small (up to 20 ft+)

L= Large (50ft+)
r/b= Root Balled



SITKA SPRUCE L

Picea sitchensis

A fast growing large tree predominantly grown for timber purposes. It is a common forest tree planted on damp, peaty upland sites and tolerates bleak conditions. Leaves or needles are dark green / glaucous and prickly. Yellowish brown cones grow to 6-10cm.

AUSTRIAN PINE L

Pinus nigra

A commonly planted and familiar large tree with rough, grey to dark brown bark and a dense crown of large branches. Excellent for maritime areas and thrives in most soils. Grows very well in chalky soils and tolerates bleak exposures. It makes an excellent wind-break.



SCOTS PINE *L

Pinus sylvestris

Tall, variable tree preferring richer soil types. Excellent for shelter belts, and as a 'nurse' tree in hardwood plantations. Short twisted needles and rounded cones. Good timber tree.



YEW *M

Taxus baccata

Long-lived, slow-growing tree preferring chalk and limestone soils. Valuable timber and attractive hedgerow plant.



WESTERN RED CEDAR L

Thuja plicata

Tall, valuable and fast-growing timber tree. Useful in sporting woodlands. Tolerates shade.

WESTERN HEMLOCK L

Tsuga heterophylla

Elegant, conical tree with light drooping branches. Tolerates shade and good for timber, sporting woodlands and hedgerows

Size (cm)	Ex-Nursery (VAT Extra)		
	1-24 £ each	25-100 £ each	100+ £ each
20-40	0.84	0.60	0.42
20-40	0.92	0.66	0.46
15-30	0.76	0.54	0.38
30-40	0.80	0.57	0.40
20-40	3.54	2.95	2.51
30-50	3.89	3.24	2.75
30-40	1.27	0.91	0.64
20-30	0.95	0.68	0.48
30-40	1.05	0.75	0.53

conifers

***= Native to Britain** **L= Large (50ft+)**
M= Medium (20-50 ft) **r/b= Root Balled**
S= Small (up to 20 ft+)

CONTAINER GROWN

CUPRESSOCYPARIS LEYLANDII

Leylandii green

Widely planted hedgerow tree. Tall, narrow, hardy and fast-growing. Makes an excellent screen.

Castlewellan gold

Golden variety, slower growing, bushy and compact.



SCOTS PINE *L

Pinus sylvestris

Tall, variable tree preferring richer soil types. Excellent for shelter belts, and as a 'nurse' tree in hardwood plantations. Short twisted needles and rounded cones. Good timber tree.



YEW *M

Taxus baccata

Long-lived, slow-growing tree preferring chalk limestone soils. Valuable timber & attractive hedgerow plant.




WESTERN RED CEDAR L

Thuja plicata

Tall, valuable and fast-growing timber tree. Useful in sporting woodlands. Tolerates shade.

Size (cm)	Ex-Nursery (VAT Extra)		
	1-24 £ each	25-100 £ each	100+ £ each
40-60 (2L)	4.52	3.77	3.20
60-90 (2L)	5.38	4.48	3.81
90-120 (2L)	6.14	5.12	4.35
120-150 (3L)	11.04	9.20	7.82
150-180 (5L)	24.96	20.80	17.68
180-240 (10L)	33.48	27.90	23.72
40-60 (2L)	4.81	4.01	3.41
60-90 (2L)	5.65	4.71	4.00
90-120 (2L)	6.37	5.31	4.51
120-150 (5L)	17.16	14.30	12.16
150-180 (10L)	25.69	21.41	18.20
30-40 (2L)	4.10	3.42	2.91
40-60 (2L)	5.38	4.48	3.81
60-90 (2L)	8.50	7.08	6.02
80-100 (r/b)	27.18	22.65	19.25
120-150 (r/b)	48.13	40.11	34.09
150-180 (r/b)	79.28	66.07	56.16
30-40 (2L)	7.93	6.60	5.61
40-60 (2L)	10.39	8.66	7.36
60-90 (2L)	13.16	10.97	9.32
80-100 (r/b)	26.90	22.42	19.06
120-150 (r/b)	48.13	40.11	34.09
150-180 (r/b)	67.96	56.63	48.14
60-100 (3L)	8.50	7.08	6.02
100-150 (3L)	18.24	15.20	12.92
150-180 (7L)	26.16	21.80	18.53

specimen trees



We offer an excellent range of specimen and garden trees. Please enquire for any varieties not listed. Larger Standards of many varieties available upon request.

BROADLEAVES

MAPLES

Acer varieties

A. 'Crimson King' – Large handsome tree, deep purple-crimson leaves.

A. 'Drummondii' – Striking tree, leaves green with marginal white band.

A. 'Red Sentry' – Attractive maple with colourful rich red leaves.

HIMALAYAN BIRCH

Betula alba Jacquemontii

Himalayan Birch – Very attractive birch with dazzling white stem and peeling bark. Often closely planted in small groups of 3 or 5 to make an effective garden feature.

FLOWERING THORN

Crataegus oxycantha varieties

C. Oxycantha 'Paul's Scarlet' – Double scarlet flowers in June/July

C. Oxycantha 'Plena' – Flowers double white

C. Oxycantha 'Rosea' – Flowers single pink

FLOWERING CRAB

Malus varieties

M. 'Golden Hornet' – Small tree with white flowers followed by bright yellow fruits.

M. 'Profusion' – Abundance of wine-red flowers, coppery-crimson leaves with small dark red fruits.

M. 'Floribunda' – Early flowering small tree, crimson buds opening to pale blush. Small red and yellow fruits.

Size (cm)	Ex-Nursery (VAT Extra)	
	FIELD GROWN £ each	CONTAINER GROWN £ each
180-240	27.08	47.40
6-8cm	37.72	64.49
8-10cm	51.59	75.77
180-240	29.79	56.58
6-8cm	47.40	63.20
8-10cm	59.65	81.25
180-240	25.79	47.40
6-8cm	35.15	64.49
8-10cm	45.79	75.77
180-240	25.47	48.75
6-8cm	38.05	65.78
8-10cm	47.40	76.09

specimen trees



FLOWERING CHERRY

Size (cm)	FIELD GROWN £ each	CONTAINER GROWN £ each
180-240	25.47	48.36
6-8cm	38.05	64.49
8-10cm	49.65	74.80

Prunus avium 'Plena'

Masses of drooping double white flowers – one of the loveliest of the cherries



Prunus 'cerasifera nigra'

'Black cherry plum' – A small-medium sized, round headed deciduous tree with deep blackish – purple leaves and twigs. Single, pale pink flowers open from deep pink buds in March-April followed by the dark purple leaves in summer. Dark purple-red fruits in autumn.



Prunus 'Pissardii'

'Purple leaved plum' – A bushy, medium sized deciduous tree, hardy and grows well in most soils. White and pale pink flowers open in late winter – early spring, followed by red – purple leaves in spring and summer. Fruits red and yellow in the Autumn.



Prunus 'Pandora'

A small deciduous bushy tree with a neat vase shaped crown. Attractive pale, shell pink flowers open in the spring followed by bronze, green and orange foliage over the spring to autumn period. A very hardy tree that prefers full sun.



Prunus 'Sargentii'

'Sargent's cherry' – A small deciduous tree with a spreading or rounded crown. Single flowers open dark pink in spring followed by bronze- orange - red leaves over the summer to autumn months. Stunning dark brown bark.



Prunus 'Autumnalis rosea'

'Winter flowering cherry' – A small deciduous tree of bushy spreading habit. Semi-double blush pink flowers open from late autumn to early spring, with green – yellow leaves over the spring to summer months.



Prunus 'Umineko'

An upright growing tree with single white flowers in spring followed by pale green leaves turning dark green by autumn. Useful columnar tree where space is limiting.



Prunus 'Amanogawa'

A small, narrow fastigiate (Columnar) tree with upright clusters of semi double pink flowers in late spring. Foliage is bronze in spring turning green then orange-red by autumn. Very hardy tree that makes an attractive feature to a focal area of the garden.



FLOWERING CHERRY

Size (cm)	FIELD GROWN £ each	CONTAINER GROWN £ each
180-240	25.47	48.36
6-8cm	38.05	64.49
8-10cm	49.65	74.80

Prunus 'Cheals Weeping'

A small tree with arching or drooping branches, very attractive clear deep pink double blossom in the spring. Young leaves are bronze turning to green over the summer. Lovely for any small garden.



Prunus 'Kanzan'

A medium sized tree with stiffly ascending branches, vase shaped when young and later spreading. The double blossom flowers are a striking pink in the spring and foliage changes from bronze to green over the summer months. A very hardy tree.



Prunus 'Pink Perfection'

A small deciduous tree with a compact crown of ascending branches. Leaves open bronze, later green, with orange tints in the autumn. Very attractive double pink flowers nestle in drooping clusters in late spring. A very hardy tree in all situations.



Prunus 'Shirotae'

A small tree with a spreading flat crown. Fresh green young foliage makes an attractive contrast against the fragrant pure white, semi double flowers in the spring. Foliage turns orange – red in the autumn. A hardy tree.



Prunus 'Tai Haku'

'The Great White Cherry' – A large robust tree with dazzling single white flowers in the spring, enhanced by rich coppery red young leaves. One of the finest cherries for general planting and very hardy.



GOLDEN WEeping WILLOW

Salix Chrysocoma

S. 'Chrysocoma' – Golden Weeping Willow. Beautiful weeping tree, vigorous and wide spreading.



COPPER BEECH

Fagus sylvatica purpurea

Ornamental form of common beech, with red-purple leaves.

Size (cm)	Ex-Nursery (VAT Extra)	
	BARE ROOTED	CONTAINER GROWN
180-240	23.22	41.92
6-8cm	32.89	63.84
8-10cm	43.21	73.19
180-240	32.56	64.60
6-8cm girth	48.13	88.82
8-10cm girth	56.62	115.74

specimen trees



SORBUS

Sorbus 'Aria lutescens'
A small – medium sized tree with a compact, rounded head of branches. The upper surface of the leaves is a dense creamy white which turns grey green by late summer.

Size (cm)	Ex-Nursery (VAT Extra)	
	BARE ROOTED	CONTAINER GROWN
180-240	27.08	48.69
6-8cm	38.05	65.00
8-10cm	49.98	75.77



Sorbus 'Cashmiriana'
A beautiful small tree of open habit. The leaves are strongly serrated and the flowers a soft pink in May. Gleaming white fruits droop in large clusters, remaining on the trees well into early winter.



Sorbus 'Embley'
A small – medium sized erect growing tree with sharply pointed leaflets and large, heavy bunches of glistening orange-red fruits. Leaves turn deep red in the autumn. A very useful, hardy and attractive tree.




Sorbus 'Joseph Rock'
An outstanding small tree with an erect, compact head of branches. Sharply toothed leaflets turn to beautiful shades of red, orange, copper and purple in autumn. Large clusters of creamy yellow fruits darken to amber yellow and linger on the tree well into the winter months.



Sorbus 'Vilmorinii'
A beautiful small tree with elegant spreading habit. Clusters of fern like leaves turn from a stunning coppery-red to purple in the autumn. Loose dropping clusters of rose-red fruits turn to pink flushed white over the season. A lovely tree for the small garden.



Sorbus 'Commixta'
A small, variable tree of columnar habit. Serrated leaves are a glossy green in spring and turn to a rich coppery-red in autumn. Small red-orange fruits hang in large dense clusters in autumn. A very attractive tree.



CONIFERS Container Grown

(A) ATLAS CEDAR (*Cedrus atlantica glauca*)

Size (cm)	CONTAINER GROWN
80-100 (7.5L)	28.35
120-150 (7.5L)	40.00
150-180 (7.5L)	46.20

(C) DEODAR (*Cedrus deodara*)

80-100 (5L)	28.00
100-125	38.85

(D) CEDAR OF LEBANON (*Cedrus libani*)

120-150 (7.5L)	39.00
150-180 (7.5L)	44.10

bulbs, seeds & willows

WOODLAND BULBS



(Mixed or individual packs)
ENGLISH BLUEBELL (*Endymion non-scriptus*)
WILD DAFFODIL (*Narcissus pseudonarcissus*)
SNOWDROP (*Galanthus nivalis*)
ACONITE (*Eranthis hyemalis*)
MIXED WOODLAND BULBS

Ex-Nursery (VAT Extra)	
100 rate £/100	500 rate £/100
39.80	31.84
25.00	20.00
17.30	13.84
17.30	13.84
33.60	26.88

WILDFLOWER CULTURAL INFORMATION

The site should be weed free prior to sowing. Control weeds either mechanically or by the use of suitable herbicides. Prepare a fine seed bed and roll if required.

Mix the seed with topsoil, compost or sand and for best results broadcast either between March and May or preferably during August and September.

Rake or roll the seed bed to ensure the seeds are in contact with moisture.

DO NOT APPLY FERTILISER either prior to or after sowing. To achieve the best results cut the flowers every two months in the first year, and then again in early autumn in year two.

WILDFLOWER/GRASS SEED MIXTURES

Listed below is an attractive selection of seed mixtures for different habitats, purposes and soil types. Available as either 80% grasses/20% wildflowers or 100% wildflower mixes. Each type of mixture contains a minimum of 20 suitable species. We supply any quantities of the mixtures to suit your individual requirements.



HABITAT MIXTURES

Shaded area, Hedgerow or Wetland area mixtures
Butterfly, Early flowering or Late flowering mixtures

SOIL TYPE MIXTURES

Acid, Calcareous, Loam, Sandy or Wet soil mixtures

Coastal or Clay Mixtures

Annual 100% wildflower mix

Low Maintenance Grass mix

80% Grass / 20% WF mix sow@4-5g/m2		100% Wild Flowers sow@1-2g/m2	
£/250g	£/kg	£/10g	£/100g
28.35	89.51	7.35	47.25
29.40	92.40	7.88	48.30
24.15	76.65	6.30	41.21
30.45	99.75	9.19	58.28
		24.15/100g	
		11.28/Kg	

LIVING WILLOWS

We have an excellent range of traditional and ornamental willows available throughout the season for use as 'living willows'. Lengths up to 2m cut to suit. Price on application.

fruit trees

We offer a wide selection of new and traditional varieties of fruit trees, available as either bush type or half-standard. Becoming ever popular for gardens and orchard development we stock apples, pears, plums, gages and cherries as listed below. Further varieties and types may be available upon request.

Type: C=Culinary D=Dessert

Pollination: SF=Self Fertile T=Triploid (needs two other pollinators)

4 pollinating groups (A B C & D) relevant to flowering season.
Plant in groups with either one of same group or adjacent group.



APPLES

BLenheim ORANGE

Large apple with dull yellow-red russet skin. Crisp and juicy, sweet yellow flesh with a nutty flavour. A large spreading tree.

BRAMLEY'S SEEDLING

Large flat, round apple, greenish yellow with varied red flush. A vigorous grower with thick spreading branches. Fruits cook well and give plenty of juice.

COX'S ORANGE PIPPIN

Well known dessert variety originating in Yorkshire although requires a sheltered site when grown in the North. Fruits are flushed brownish red and russet with plenty of flavour.

DISCOVERY

A long lasting, well flavoured apple which has excellent characteristics. Medium sized fruits are flushed yellow – orange with firm and crisp juicy flesh. A very good pollinator of other early flowering varieties.

EARLY WORCESTER

Attractive scarlet-flushed fruits which are rich and sweet in flavour. Heavy cropper and spreading habit. A very good traditional eating apple.

EGREMONT RUSSET

Golden russet, medium sized, richly flavoured fruit. A hardy apple resistant to scab and tolerant of late frosts. Compact growth and a good cropper.

ELLISONS ORANGE

Golden – red fruits of medium size are very juicy and richly flavoured. Medium sized tree of upright growth. A reliable, hardy tree that resists late spring frosts.

HOWGATE WONDER

Large, flattish apple, pale yellow-green with red-orange striping. Flesh is firm but juicy and cooks well.

JAMES GRIEVE

Yellow skin flushed red and striped. A very juicy apple with crisp sweet flavour. Grows well in the North and fairly resistant to late frosts. Very good cropper.

Type	Pollination	Pick	Use
D	B(SF) T	Oct	Nov-Feb
C	T	Oct	Nov-May
D	B	Oct	Nov-Feb
C	A	Aug	Aug-Sept
D	B(SF)	Aug	Aug-Sept
D	A	Oct	Oct-Nov
D	C(SF)	Sept	Sept-Oct
C	B(SF)	Nov	Dec-Jan
D	B(SF)	Sept	Sept-Oct

KATY

Bright red shiny apple with crisp, juicy flesh and good flavour. Heavy cropper and a good pollinator. A very attractive apple for the picnic hamper!

LORD DERBY

Prolific culinary apple - green fruit with a fine flavour and stays intact during cooking. Very hardy and good in the North.

LORD LAMBOURNE

Yellow skin flushed red. Flesh is firm and juicy with excellent flavour. Crops heavily and resistant to frost. A very useful apple.

NEWTON WONDER

One of the best cooking apples with excellent keeping qualities. Large colourful fruits with yellow flesh flushed with red. Hardy and tolerant of late frosts.

REV. W. WILKS

Superb mid-season cooker with large yellow-green fruits. Crops heavily and is highly recommended. Small tree which is very hardy and good in most areas.

ROYAL GALA

A popular orange-red apple – sweet, crisp and juicy.

SPARTAN

Small-medium sized apples sweet with dark purple-red skin. Aromatic flavour, firm, crisp and juicy. A good pollinator and very disease resistant.


SUNSET

Golden fruits flushed red. Excellent substitute for Cox's Orange in the North. Firm and juicy fruits with delicious flavour and resistant to frost.

WORCESTER PEARMAN

Crimson, medium sized apple with lovely flavour. Very heavy cropper and resistant to frost.

CHERRIES



CHEROKEE

Large crops of delicious dark red fruits. Very hardy and tolerant of most conditions.

MORELLO

Popular acid cherry suitable for cooking. Compact tree with spreading habit.

STELLA

Vigorous, spreading tree. Dark red fruits with juicy flesh and excellent sweet flavour.

D	B(SF)	Sept	Sept-Oct
C	D (SF)	Oct	Oct-Dec
D	A(SF)	Oct	Oct-Dec
C/D	C	Oct	Nov-May
C	B	Sept	Sept-Oct
D	B(SF)	Sep	Sept-Oct
D	B(SF)	Sept	Oct-Dec
D	B(SF)	Oct	Sept-Oct
Sweet			Late July
C			Aug
Sweet		(SF)	Late July

fruit trees

Type Pollination Pick Use

PEARS



BETH

A new English variety which is compact, hardy and reliable. Fruits are small, pale yellow with pink flush, creamy white flesh is juicy and sweet. Good garden variety.

D D (SS) Mid-Sept-Oct

BUERRE HARDY

A well perfumed pear with very attractive, juicy flesh. Very hardy and suited to the Northern climate. Pick when hard and store until ripe for eating.

D C (SS) Aug Sept

CONFERENCE

Very popular all round pear. Long narrow fruits are yellowish-green with aromatic, juicy flesh. Heavy cropper and stores well before use.

D C(SF) Sept Oct-Nov



DOYENNE DU COMMICE

Attractive pale green-yellow fruits with pink-red flush. Very juicy with lovely flavour. Requires a warm and sheltered site to grow well. Ideal for training on a south facing wall.

D D (SS) Oct Nov-Dec

WILLIAM'S BON CRETIAN

A traditional, large, thin-skinned fruit with fine textured flesh and very sweet and juicy. Very hardy and reliable in the North.

D C (SS) Sept Sept

PLUMS



CZAR

Compact trees suitable for a small garden. Large purple fruits with slightly acidic flavour. Eat when fully ripe or makes a good cooking plum.

D/C B(SF) Early Aug

RIVERS' EARLY PROLIFIC

Small compact trees with small purple round fruit. Golden yellow fruits are firm and sweet when ripe. Good for cooking and preserving.

D/C B(SF) Early Aug



VICTORIA

A favourite tree for most orchards and gardens. Fast growing with medium sized, spreading habit. Yellow-rose coloured fruits with excellent flavour and qualities for both eating and cooking.

D/C B(SF) Late Aug

DAMSONS



MERRYWEATHER

Popular Damson for garden use. Heavy crops of large round, acidic but juicy blue-black fruits. Good for Jams and Chutneys.

C B(SF) Late Sept

GAGES



GREENGAGE

Oldest and best flavoured of all the Gages. Tender, round green fruits with outstanding flavour. Can be an irregular cropper.

D B(SF) Aug Aug

OULLIN'S GAGE

A vigorous tree with large, golden yellow, sweet and flavoursome fruits.

PRICES: (VAT Zero Rated)

	APPLES/ PEARS	PLUMS/GAGES	CHERRIES
Bush	£17.30	£18.90	£18.90
1/2 Std	£22.00	£23.50	£23.50

size & root stock definitions

Size:

Bush: Tree of 2-4 years old, pruned to produce branching on a clear stem of 60-70cm.

Half Standard: Tree of 3-5 years old, pruned to produce branching on a clear stem of 90-120cm.

Root Stocks:

Apples: Bush – M26 / M106 Half Standard – M26 / MM106

M26 – Semi dwarfing. Reliable root stock for fruiting, good for bush or half standard.

M106 – Semi dwarfing. Good all round stock for small gardens.

MM106 – Semi vigorous. Outstanding root stock for bush or half standard.

Pears: Bush – Quince A Half Standard – Seedling Pear / Pyrus Communis

Quince A – semi-dwarfing. Suitable for small garden. Early fruiting.

Seedling Pear / Pyrus Communis – Vigorous rootstock for strong bush or half standard.

Plums: Bush – St Julien A Half Standard – Myrobalan

St Julien A – Good dwarfing rootstock for Bush plums, gages and damsons.

Myrobalan – Vigorous Rootstock for Half standard plums, gages and damsons.

Cherries: Bush – Colt Half Standard – Colt / Avium

Colt – Dwarfing rootstock suitable for cherries in small gardens.

Avium – Vigorous stock for larger trees.

SPIRAL GUARDS

Offer excellent cost-effective protection for newly planted hedgerows and single stemmed trees.
Support with an internal bamboo cane.



SPIRAL SHELTERS (50mm diameter)

45cm (18") x 38mm
60cm (2') x 50mm
75cm (2'6") x 50mm

Transparent spiral supplied clear with or without holes for ventilation.
Support with an internal bamboo cane.

TREE & SHRUB SHELTERS

Ideal accessories to aid plant establishment, protect from browsing herbivores and facilitate weed control.

Rabbits 60cm Hares 75 or 90cm Deer 1.2m

TUBEX TREE & SHRUB SHELTERS (inc ties)



Robust and strong – these shelters offer optimum protection for young trees in all climatic conditions. Shelters come with pre-installed ties for attaching to a suitable stake. They are photo-degradeable and manufactured with a weakened 'laser' line to split as the tree grows.

Prices per item

Standard shelter	60cm (2') x 7.5-10.5mm diam.	1.30	1.11
Standard shelter	75cm (2'6") x 7.5-10.5cm diam.	1.45	1.23
Standard shelter	1.2m (4') x 7.5-10.5cm diam.	2.11	1.79
Shrub shelter	60cm (2') x 13-16cm diam.	2.15	1.83
Shrub shelter	75cm (2'6") x 13-16cm diam.	2.42	2.06

Available in green.

Available with perforation holes for ventilation.

Ex-Nursery
(VAT Extra)
25 rate 100 rate
£ each £ each



TREEGUARD MESH & SHELTERGUARD MESH SHELTERS (inc ties)



The Treeguard Mesh is an 'open' 12mm mesh shelter suitable for the protection of evergreens and 'broadleaf' species (e.g. Beech) which prefer maximum ventilation.

The Shelterguard Mesh is an excellent standard guard manufactured as a 12mm plastic mesh with a photo-degradable polythene lining for increased protection.

The Mesh shelters come as four welded tubes nested inside each other and with one or two pre-installed ties for attaching to a suitable stake. Manufactured in green as standard.

Treeguard Mesh	60cm (2') x 8-11 cm diam.	1.38	1.17
Treeguard Mesh	75cm (2'6") x 8-11 cm diam.	1.84	1.56
Treeguard Mesh	1.2m (4') x 8-11 cm diam.	2.21	1.88
Treeguard Shrub	60cm (2') x 13-16cm diam	2.05	1.74
Shelterguard Mesh	60cm (2') x 8-11cm diam	1.43	1.22
Shelterguard Mesh	75cm (2'6") x 8-11cm diam	1.93	1.64
Shelterguard Mesh	1.2m (4') x 8-11cm diam	2.39	2.03
Shelterguard Shrub	60cm (2') x 13-16cm diam	2.30	1.96

'CONTINENTAL' FINE MESH & BALANCE TREE GUARDS



Green, photo-degradable and supplied flat-packed. Continental Fine Mesh Tree Guards are the ideal protection for beech, conifers and shrubs as they allow optimum air flow across the plant. Balance guards are similar to Continental guards but manufactured with solid plastic to the bottom 30cm as a herbicide shield. They are easy to erect with two bamboo canes or stake and tie.

60cm (2') x 12cm diam	1.03	0.87
75cm (2'6") x 12cm diam	1.18	1.00
1.2m (4') x 12cm diam	1.78	1.51

BROAD MESH TREE GUARDS Ideal for shrubs & wider plants

Open mesh plastic guard offering protection with ventilation. Available in black or green they are supplied as flat-packed cut pieces which are easy to wrap around the plant and tie to a stake or bamboo cane. Guards can be cut to your own specification or size requirements.

60cm (2') x 25cm diam	1.69	1.44
60cm (2') x 30cm diam	1.93	1.64
Mesh rolls 60cm (2') x 50m	77.18	65.60

PARKLAND GUARDS OR WELDMESH GUARDS

Galvanised weld-mesh tree guards	72" x 12" diameter	26.62	22.63
	48" x 12" diameter	19.69	16.75

Wrought Iron parkland guards are available to your own specification upon request.

STAKES, CANES & TIES

STAKES

0.75m (2'6") X 32mm x 32mm (1 1/4" x 1 1/4")
 0.9m (3') x 32mm x 32mm (1 1/4" x 1 1/4")
 1.2m (4') x 32mm x 32mm (1 1/4" x 1 1/4")
 1.5m (5') x 32mm x 32mm (1 1/4" x 1 1/4")
 1.65m (5'6") round x 2-3" diameter (machine turned)

BAMBOO CANES (for use with spirals)

0.9m (3')
 1.2m (4')

TIES

SOFT TREE TIES

For fixing whips and feathered trees to a supporting stake in the early years of establishment.

BUCKLE TIES

Primarily for tying larger feathered and standard trees to a supporting stake.

NYLON CABLE TIES

Useful ratchet ties - ideal for fixing mesh guards and spirals to canes or small stakes.

NYLON CABLE TIES

Non releasable

Ex-Nursery (VAT Extra)	
25 rate £ each	100 rate £ each

0.46	0.39
0.57	0.48
0.80	0.68
0.96	0.81
2.54	2.16

0.17	0.14
0.21	0.17

0.58	0.46
------	------

0.87	0.70
------	------

0.12	0.10
------	------

0.09	0.07
------	------

0.86	0.74
------	------

39.90 per roll	
60.90 per roll	

12.39	9.92
-------	------

Price Each £	
8.61	

36.75	
-------	--

MULCH and FERTILISER

Ideal for non-chemical weed control

MULCH MATS

Woven polypropylene tree spats

The more robust form of mat where conditions are more demanding. 50cm x 50cm

Fix with anchoring pegs or sods of turf or soil.

Ground cover woven polypropylene roll 1m x 50m

Ground cover woven polypropylene roll 1m x 100m

BARK MULCH (80L bag)

Traditional medium size bark for spreading around newly planted trees, hedgerows or borders. Creates a perfect finish when used over ground cover sheeting.

TREE PLANTING COMPOST (80L bag)

Ideal compost for situations where soil quality is variable.

FERTILISER

N-MAG LITE Ideal general fertiliser for use as a top dressing during the first two or three years of establishment. 25kg bag

Quality

Our stock is grown on the nursery from locally collected seed wherever possible and with careful consideration to environmental constraints. Plants are packed in co-extruded forestry bags and despatched in excellent condition for planting.

Plants should be kept in cool conditions away from frost and planted within 7-10 days of despatch or otherwise heeled-in for later planting. On no account let the roots dry out.

Ground Preparation Planting and Aftercare

Ideally the site should be prepared before planting. Sub-soil or rip compacted sites to alleviate soil compaction. If grass and other weeds are a problem, a glyphosate type herbicide (e.g. Roundup) is best applied either as spot treatment or overall in early autumn while the weeds are still growing.

Transplants and whips up to 60cm (2ft) may be 'Notch' planted i.e. by making two vertical notches at right angles with a spade, opening up the notch and inserting the plant in the soil, but no deeper than the plant has already been growing. Larger plants should be pit-planted, i.e. by removing a square of soil and spreading the roots well out in the pit before filling in with soil. Add compost if the soil is poor. If using tree shelters they should be placed carefully over the planted tree and secured by a stake. Where rabbit spirals are used, insert a bamboo cane alongside the plant to maintain rigidity. Ensure the plant is well firmed in.

When planting a root-balled tree untie and remove all the string around the collar. Dig a hole large enough for the root-ball and drive either one or two stakes into the ground at the edge of the hole. Loosen compacted soil adding compost if necessary before lowering the tree into the hole. Leave on the string/wire and hessian which surround the root-ball then cut, loosen and pull back only that around the collar of the tree to allow it to expand as it grows. Backfill the hole with soil / compost as required and firm well with heel. Tie the tree to the stake or fasten to a cross-piece of timber using a cushioning block and strapping if using two stakes.

Root drenching kits may be incorporated around the root-ball at planting to aid subsequent watering procedures.

Herbicide treatment can be done after planting, provided that great care is taken not to let any of the spray drift onto the plant. This is much easier to achieve if tree shelters are used. Residual herbicides may be applied overall during the following winter if necessary. It is most important to eliminate all weed competition for at least 2 feet around each plant. This can otherwise be done quite effectively by a polythene or organic mulch. When using sprays always follow the manufacturers recommendations.

Water plants regularly, particularly during prolonged dry spells. Remember to check and loosen buckle ties as the trees grow.

ordering information

Ordering (There is no minimum order)

Please note: The planting season for bare-rooted trees and shrubs is generally between the months of November - March.

Please order in multiples of 25 if possible.

Ordering could not be simpler – on-line, telephone, fax or e-mail your order requirements. Postal orders are welcome, make sure you enclose YOUR contact details too!

Please allow 7 working days when placing an order for collection or delivery.

Payment can be made by cheque, debit/credit card or by electronic transfer – please enquire for bank account details.

All items are subject to VAT (unless stated otherwise).

WE ARE PLEASED TO GIVE QUOTATIONS FOR LARGER QUANTITIES OR VARIETIES NOT LISTED.

Delivery Charges (VAT Extra)

(For delivery within 150 mile radius of Thorpe Underwood)

Items Nett	Carriage Charge
Orders up to £150 nett	£45.00
£151 to £450	£55.00
£451 to £750	15% of nett
£751 and over	price quoted individually

Supplements may be charged for orders with stakes or root-balled/containerised trees due to the extra weight.

We regret that limits imposed by national carrier and pallet-line services for the height of individual consignments may restrict our ability to despatch trees of 8-10cm girth and above.

If these constraints prevent us from fulfilling the despatch of your goods we will contact you at the first opportunity to discuss.

Deliveries of larger trees using our own Van are generally limited to a radius of 150 miles from the nursery.

Delivery charges for orders delivered outside 150 mile radius of nursery – price quoted individually.

For miscellaneous sundry items, postage or carriage will be charged at cost.

Imperial Equivalents

30-40cm = 1-11/2ft	90-120cm = 3-4ft	180-210cm = 6-7ft
40-60cm = 11/2-2 ft	120-150cm = 4-5ft	210-240cm = 7-8ft
60-90cm = 2-3ft	150-180cm = 5-6ft	240cm+ = 8ft+

payment terms

Payment Terms and Conditions

(Supercedes all previous lists)

Carriage prices apply to the UK mainland only.

Payment Terms

Payments from approved account customers must be made within 28 days of tax point.

Payment from customers without an account must be made on collection or on a pro-forma invoice prior to despatch.

An interest charge of 2.5% per month or part thereof may be levied on overdue accounts.

Customers failing to make payments within 28 days can expect deliveries and credit facilities to be suspended. Prompt action will be taken to recover overdue sums.

All orders to be confirmed by signature before collection or despatch.

The acceptance of an order does not bind us to supply every variety. If any variety is not available, payment will be refunded or a replacement will be made at our discretion to the same or higher value.

All plants are supplied true to name and every care is taken in their production and packing, but if any error is made by us our liability shall not exceed the list price of the relevant variety.

Payment will be refunded if any plants are not satisfactory and they are returned properly packed within four days of receipt, quoting the order number.

No claim for any other expenses whatsoever will be considered.

No responsibility is accepted for plant losses due to adverse weather conditions or damage or loss in transit.

The right is reserved to increase prices without notice if any unforeseen circumstances should occur.

All goods remain the property of Thorpe Trees Limited until paid for in full and action may be taken to recover goods if payment is delayed. The risk in the goods passes to the purchaser on collection.

All prices quoted are exclusive of VAT which will be added at the prevailing rate.

The placing of an order implies acceptance of these terms. Any variation to these terms of business shall not be valid unless agreed in writing.

We reserve the right to re-possess any goods in respect of which payment is overdue and the purchaser hereby permits us access to the premises at which the goods are located for this purpose.



Caroline Taylor

Caroline Taylor

Director



Richard Padgett

Caroline Taylor & Richard Padgett

Nursery Consultancy & Grants Advice



Chris Parkin

Chris Parkin

Nursery Foreman



Dave Shepherd

Dave Shepherd

Nursery Despatch



Sallie Winterburn

Sallie Winterburn & Gill Herron

Sales & General Enquiries



Gill Herron

Anne Zachary

Accounts



Anne Zachary

Pearl

Rabbit Patrol

Contact us for a FREE advisory visit



Alastair Taylor

Founder

OPENING TIMES

Monday to Friday

7.30am-4.30pm

Saturday 9am-11am *by arrangement*

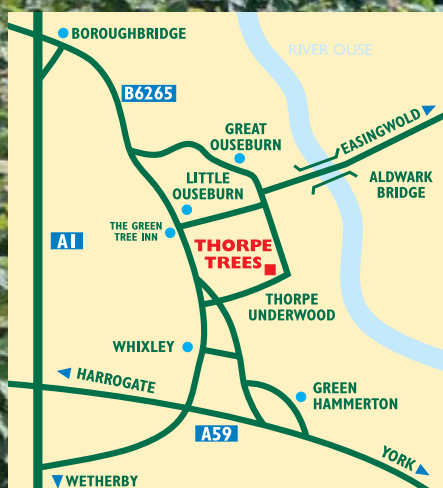
All collections to be made before 4pm.

PLEASE NOTE:

The planting season for bare-rooted trees and shrubs is generally between the months of November - March.



Pearl



Thorpe Trees Ltd

Thorpe Underwood
Ouseburn
York YO26 9TA

Tel: 01423 330977

Fax: 01423 331348

E-mail: sales@thorpetrees.com

Website: www.thorpetrees.com

