

the complete service for the countryside

trees & hedge plants



**THORPE
TREES**
2022/23

Welcome to our 2022/23 catalogue of trees and hedge plants.

The hot, dry months over the summer period certainly proved a difficult challenge for establishing and growing plants on the nursery. Undoubtedly the rains will arrive at some stage over the winter and we just hope they will know when to stop.

Growing healthy plants is of major concern for nurseries throughout the UK as we strive to ward off the threats of incoming pests and diseases. At Thorpe Trees we are doing our utmost to keep plants strong, healthy and robust and welcome your co-operation on this matter when visiting or collecting orders.

The demand for native trees, shrubs and hedge plants is ever increasing and we plan to supply up to 3 million plants across the UK to support a whole range of tree planting and conservation projects. The whole-hearted enthusiasm for trees has never been more impressive and we wish every success with the all schemes whatever their size.

Thank you for your business over the years and we look forward to seeing customers old and new over the coming months.

Caroline Taylor

Caroline Taylor



I'd like to say thank you for the service Thorpe Trees have provided. Everything is on site and looks great quality. Thank you.

Mike Hinson, Sedbergh, Cumbria.

The quality of the saplings has been fantastic and we've seen such a high success rate. The mix of species has made for a great variety of trees which will look amazing over time. Thanks so much, The quality of your trees and service has been just great.

Mark Faulkener, Henley in Arden, Oxon.

Working on the Nursery



Drilling



Lifting



Grading

Plant Health – Buy British Trees.

Issues regarding tree diseases and plant health within the woodland industry have come to a fore within recent years and we strive to impress upon all of our customers the importance of buying plants from a reputable British grower in the knowledge that the plants will have been raised and tended in healthy, well managed conditions.

Plant health is of the utmost importance to us at all stages of production and it is vital that we all work hard to keep threatening diseases away from our shores.

Please buy British!

We are pleased to be associated with the following organisations:



THORPE TREES SERVICES

Planting Advice

We offer advice concerning ground preparation, planting methods and effective ways of supporting and protecting young trees and hedge plants. Soil type and conditions at planting are highly significant factors in the success of plant establishment, and it is important to protect young plants from browsing, spraying or trimmer damage at all times.

Plants of Native Stock & Local origin

We supply hardy, healthy and robust stock of northern provenance grown from seed of local origin wherever possible. Plants of 30-40cm to 3-4m are available during the bare-root planting season (generally November to March) with a good selection also available in containers throughout the year.

Nationwide Delivery

Great care is taken with our plants to ensure they reach you in tip-top condition for planting. Plants are packed in co-extruded forestry bags and despatched via our own transport or on next-day courier service.

Skilled Planting Service

We have teams of planting contractors nationwide and are pleased to quote you for providing a planting service when purchasing trees or hedge-plants. This service is very much in demand and so we ask you to let us know in good time if you are interested.

Maintenance and Aftercare

It is vital that your recently planted trees and hedge-plants are well cared for to aid successful establishment. We can provide you with a quotation for herbicide treatment after planting and for a future maintenance contract as required.

Wedding Lists & Trees for Special Occasions

An important feature of the business is to help you explore ideas for planting trees and hedges across the countryside and we take great pride in offering the service of providing trees for wedding lists, christenings, birthdays and other memorable celebratory events. If you have an idea in mind that tree planting will fulfil we will always be pleased to hear from you.

Plants of sizes

*30-40cm, 40-60cm, 60-90cm and 90-120cm
are graded and sold in bundles of 25.*

Please order accordingly – Thank you.

Index

| | |
|----------------------------|-------|
| Broad leaved trees | 4-10 |
| Plant spacing | 10 |
| Hedging & shrubs | 11-17 |
| Hedgerow spacing | 17 |
| Conifers | 18-20 |
| Specimen trees | 21-24 |
| Bulbs, seeds & willows | 25 |
| Fruit trees | 26-29 |
| Sundries | 30-32 |
| Planting & aftercare | 33 |
| Ordering information | 34 |
| Imperial equivalents | 34 |
| Payment terms & conditions | 35 |



Follow us on Twitter
@ThorpeTrees




Like us on Facebook
Thorpe Trees Ltd

Plant trees from Thorpe Trees.



Malus Floribunda



Ornamental Trees



The Nursery



Multiple Sclerosis Society

Thorpe Trees is proud to support the Multiple Sclerosis Society, Registered Charity 207495, whose beneficiaries are people with multiple sclerosis and those affected by it and by allied conditions, including carers, families and friends.

broadleaved trees

***= Native to Britain**
M= Medium (20-50 ft)
S= Small (up to 20 ft+)
L= Large (50ft+)
r/b= Root Balled

Plants of sizes 30-40cm, 40-60cm, 60-90cm and 90-120cm are graded and sold in bundles of 25. Please order accordingly – Thank you.

FIELD GROWN



FIELD MAPLE *s

Acer campestre

Small tree or shrub commonly found in woodlands and hedges. Leaves turn a deep golden red in autumn. Good hedgerow tree.



NORWAY MAPLE M

Acer platanoides

Fast-growing, attractive tree suitable for woodlands and shelter belts on most soils. Leaves turn yellow in autumn.



SYCAMORE L

Acer pseudoplatanus

A fast-growing tree, suited to most conditions, excellent for shelter belts and windbreaks. Vigorous in upland areas.



HORSE CHESTNUT L

Aesculus hippocastanum

Magnificent tree with characteristic flowers and fruits. Likes fertile soils and makes an attractive specimen or woodland tree.



ITALIAN ALDER M

Alnus cordata

Suitable for wet areas and all types of soil including chalk. Fast-growing tree with shiny green leaves, cones and catkins. Good for shelter belts.

| Size (cm) | Ex-Nursery (VAT Extra) | | |
|--------------|------------------------|-----------------|----------------|
| | 1-24 £ each | 25-99 £ each | 100+ £ each |
| 30-40 | – | 1.06 | 0.85 |
| 40-60 | – | 1.18 | 0.95 |
| 60-90 | – | 1.50 | 1.20 |
| 90-120 | – | 3.00 | 2.40 |
| 120-150 | 9.13 | 5.70 | 4.56 |
| 150-180 | 18.07 | 11.30 | 9.04 |
| 180-240 | 27.41 | 17.13 | 13.70 |
| 6-8cm girth | 37.37 | 23.35 | 18.68 |
| 8-10cm girth | 49.14 | 30.71 | 24.57 |
| 30-40 | – | 1.14 | 0.91 |
| 40-60 | – | 1.58 | 1.26 |
| 60-90 | – | 2.01 | 1.61 |
| 90-120 | – | 3.21 | 2.57 |
| 120-150 | 9.47 | 5.92 | 4.74 |
| 150-180 | 19.45 | 12.16 | 9.72 |
| 180-240 | 28.67 | 17.92 | 14.34 |
| 6-8cm girth | 42.36 | 26.47 | 21.18 |
| 8-10cm girth | 52.31 | 32.70 | 26.16 |
| 30-40 | – | 1.11 | 0.88 |
| 40-60 | – | 1.28 | 1.03 |
| 60-90 | – | 1.42 | 1.14 |
| 90-120 | – | 3.14 | 2.51 |
| 120-150 | 8.80 | 5.50 | 4.40 |
| 150-180 | 16.21 | 10.13 | 6.97 |
| 180-240 | 25.92 | 16.20 | 12.96 |
| 6-8cm girth | 42.36 | 26.47 | 21.18 |
| 8-10cm girth | 52.31 | 32.70 | 26.16 |
| 30-40 | – | 1.36 | 1.09 |
| 40-60 | – | 1.58 | 1.26 |
| 60-90 | – | 2.29 | 1.83 |
| 90-120 | – | 4.78 | 3.82 |
| 120-150 | 11.42 | 7.14 | 5.71 |
| 150-180 | 22.31 | 13.94 | 11.15 |
| 180-240 | 32.40 | 20.25 | 16.20 |
| 6-8cm girth | 49.83 | 31.14 | 24.91 |
| 8-10cm girth | 59.79 | 37.37 | 29.89 |
| 30-40 | – | 1.00 | 0.80 |
| 40-60 | – | 1.18 | 0.95 |
| 60-90 | – | 1.36 | 1.09 |
| 90-120 | – | 3.14 | 2.51 |
| 120-150 | 8.80 | 5.50 | 4.40 |
| 150-180 | 16.94 | 10.59 | 8.47 |
| 180-240 | 21.20 | 13.25 | 10.60 |
| 6-8cm girth | 29.89 | 18.68 | 14.95 |
| 8-10cm girth | 48.59 | 30.37 | 24.29 |

***= Native to Britain**
M= Medium (20-50 ft)
S= Small (up to 20 ft+)
L= Large (50ft+)
r/b= Root Balled

Plants of sizes 30-40cm, 40-60cm, 60-90cm and 90-120cm are graded and sold in bundles of 25. Please order accordingly – Thank you.



COMMON ALDER *M

Alnus glutinosa


Particularly suited to damp, boggy ground and beside water-courses. Fast-growing tree with cones and catkins.



GREY ALDER M

Alnus incana

Good tree for shelter belts, fast-growing, tolerates poor soil and wet, cold conditions. Greyish-green foliage with cones and catkins.



SILVER BIRCH *M

Betula pendula

Elegant, fast-growing tree particularly suited to dry, sandy and peaty soils. Attractive white, scaly bark with small leaves turning yellow in autumn. Cones and catkins.



DOWNY BIRCH *M

Betula pubescens

Hardy, fast growing tree which thrives on a variety of soils and is suited to damp locations. A very useful tree for shelter in difficult conditions and for woodlands on upland sites.

| Size (cm) | Ex-Nursery (VAT Extra) | | |
|--------------|------------------------|-----------------|----------------|
| | 1-24 £ each | 25-99 £ each | 100+ £ each |
| 30-40 | – | 0.95 | 0.76 |
| 40-60 | – | 1.14 | 0.91 |
| 60-90 | – | 1.33 | 1.07 |
| 90-120 | – | 2.71 | 2.16 |
| 120-150 | 8.68 | 5.43 | 4.34 |
| 150-180 | 14.46 | 9.04 | 7.23 |
| 180-240 | 21.20 | 13.25 | 10.60 |
| 6-8cm girth | 27.41 | 17.13 | 13.70 |
| 8-10cm girth | 48.59 | 30.37 | 24.29 |
| 30-40 | – | 0.95 | 0.76 |
| 40-60 | – | 1.14 | 0.91 |
| 60-90 | – | 1.33 | 1.07 |
| 30-40 | – | 0.89 | 0.71 |
| 40-60 | – | 1.05 | 0.84 |
| 60-90 | – | 1.17 | 0.94 |
| 90-120 | – | 2.49 | 1.99 |
| 120-150 | 8.46 | 5.29 | 4.23 |
| 150-180 | 14.84 | 9.27 | 7.42 |
| 180-240 | 24.93 | 15.58 | 12.46 |
| 6-8cm girth | 28.67 | 17.92 | 14.34 |
| 8-10cm girth | 43.40 | 27.13 | 21.70 |
| 30-40 | – | 0.89 | 0.71 |
| 40-60 | – | 1.05 | 0.84 |
| 60-90 | – | 1.17 | 0.94 |
| 90-120 | – | 2.49 | 1.99 |
| 120-150 | 8.46 | 5.29 | 4.23 |
| 150-180 | 14.84 | 9.27 | 7.42 |
| 180-240 | 24.93 | 15.58 | 12.46 |
| 6-8cm girth | 27.41 | 17.13 | 13.70 |
| 8-10cm girth | 47.35 | 29.59 | 23.67 |

broadleaved trees

*= Native to Britain
M= Medium (20-50 ft)
S= Small (up to 20 ft+)
L= Large (50ft+)
r/b= Root Balled

Plants of sizes 30-40cm, 40-60cm, 60-90cm and 90-120cm are graded and sold in bundles of 25. Please order accordingly – Thank you.



HORNBEAM *L

Carpinus betulus

Attractive tree with ascending branches. Leaves similar to beech. Suitable as a woodland or parkland tree especially on heavy clay soils or as hedging.



SWEET CHESTNUT *L

Castanea sativa

Handsome, vigorous tree suited to light, sandy soils. Long pointed leaves and characteristic green spiky chestnut fruits (Spanish chestnut).



BEECH L

Fagus sylvatica

Impressive tree with a large spreading crown. Suited to chalky, light and well-drained fertile soils. Makes an attractive woodland or specimen tree. Also good hedgerow plant.



COPPER BEECH L

Fagus sylvatica purpurea

Ornamental form of common beech, with red-purple leaves.

| Size (cm) | Ex-Nursery (VAT Extra) | | |
|--------------|------------------------|-----------------|----------------|
| | 1-24 £ each | 25-99 £ each | 100+ £ each |
| 30-40 | – | 1.22 | 0.98 |
| 40-60 | – | 1.58 | 1.26 |
| 60-90 | – | 2.20 | 1.76 |
| 90-120 | – | 4.50 | 3.60 |
| 120-150 | 11.18 | 6.99 | 5.59 |
| 150-180 | 18.69 | 11.68 | 9.35 |
| 180-240 | 31.76 | 19.85 | 15.88 |
| 6-8cm girth | 38.63 | 24.14 | 19.32 |
| 8-10cm girth | 59.79 | 37.37 | 29.89 |
| 30-40 | – | 1.36 | 1.09 |
| 40-60 | – | 1.64 | 1.31 |
| 60-90 | – | 2.29 | 1.83 |
| 90-120 | – | 4.28 | 3.43 |
| 120-150 | 10.83 | 6.77 | 5.42 |
| 150-180 | 20.42 | 12.77 | 10.21 |
| 180-240 | 28.67 | 17.92 | 14.34 |
| 6-8cm girth | 39.87 | 24.92 | 19.94 |
| 8-10cm girth | 64.78 | 40.49 | 32.39 |
| 30-40 | – | 1.12 | 0.90 |
| 40-60 | – | 1.43 | 1.14 |
| 60-90 | – | 1.88 | 1.50 |
| 90-120 | – | 4.87 | 3.90 |
| 120-150 | 11.90 | 7.44 | 5.95 |
| 150-180 | 22.42 | 14.01 | 11.21 |
| 180-240 | 43.62 | 27.26 | 21.81 |
| 6-8cm girth | 56.06 | 35.04 | 28.03 |
| 8-10cm girth | 74.76 | 46.72 | 37.38 |
| 30-40 | – | 2.78 | 2.23 |
| 40-60 | – | 3.28 | 2.62 |
| 60-90 | – | 4.22 | 3.37 |
| 90-120 | – | 5.98 | 4.79 |
| 120-150 | 15.06 | 9.41 | 7.53 |
| 150-180 | 29.89 | 18.68 | 14.95 |
| 180-240 | 57.30 | 35.81 | 28.65 |
| 6-8cm girth | 84.71 | 52.95 | 42.36 |
| 8-10cm girth | 99.66 | 62.29 | 49.83 |

***= Native to Britain**
M= Medium (20-50 ft)
S= Small (up to 20 ft+)
L= Large (50ft+)
r/b= Root Balled

Plants of sizes 30-40cm, 40-60cm, 60-90cm and 90-120cm are graded and sold in bundles of 25. Please order accordingly – Thank you.



WALNUT *M

Juglans regia

Excellent specimen tree for gardens, parks, hedgerows and woodland edges. Large leaves and characteristic for its fruit. Good timber value.



CRAB APPLE *S

Malus Sylvestris

Attractive small tree with colourful blossom and small fruits in autumn.



ASPEN *M

Populus tremula

Fast-growing, medium poplar suitable for woodlands and hedgerows on heavy wet soils. Attractive heart shaped leaves.



WILD CHERRY (Gean) *M

Prunus avium

Impressive tree for woodland edges and shelter belts. Suits most soil types. Has double white blossom and leaves turn yellow in autumn.

| Size (cm) | Ex-Nursery (VAT Extra) | | |
|--------------|------------------------|-----------------|----------------|
| | 1-24 £ each | 25-99 £ each | 100+ £ each |
| 30-40 | – | 1.58 | 1.26 |
| 40-60 | – | 2.01 | 1.61 |
| 60-90 | – | 2.86 | 2.29 |
| 90-120 | – | 5.92 | 4.74 |
| 120-150 | 17.14 | 10.71 | 8.57 |
| 150-180 | 23.28 | 14.55 | 11.64 |
| 180-240 | 37.37 | 23.35 | 18.68 |
| 6-8cm girth | 54.82 | 34.26 | 27.41 |
| 8-10cm girth | 74.76 | 46.72 | 37.38 |
| | | | |
| 30-40 | – | 1.02 | 0.81 |
| 40-60 | – | 1.14 | 0.91 |
| 60-90 | – | 1.51 | 1.21 |
| 90-120 | – | 3.43 | 2.74 |
| 120-150 | 8.56 | 5.35 | 4.28 |
| 150-180 | 16.81 | 10.51 | 8.40 |
| 180-240 | 24.93 | 15.58 | 12.46 |
| 6-8cm girth | 43.62 | 27.26 | 21.81 |
| 8-10cm girth | 62.29 | 38.93 | 31.15 |
| | | | |
| 30-40 | – | 1.11 | 0.88 |
| 40-60 | – | 1.42 | 1.14 |
| 60-90 | – | 2.15 | 1.72 |
| 90-120 | – | 4.85 | 3.88 |
| 120-150 | 10.16 | 6.35 | 5.08 |
| 150-180 | 17.43 | 10.89 | 8.72 |
| 180-240 | 25.28 | 15.80 | 12.64 |
| 6-8cm girth | 39.87 | 24.92 | 19.94 |
| 8-10cm girth | 62.29 | 38.93 | 31.15 |
| | | | |
| 30-40 | – | 1.07 | 0.85 |
| 40-60 | – | 1.26 | 1.01 |
| 60-90 | – | 1.70 | 1.36 |
| 90-120 | – | 3.07 | 2.46 |
| 120-150 | 8.62 | 5.39 | 4.31 |
| 150-180 | 15.32 | 9.58 | 7.66 |
| 180-240 | 24.93 | 15.58 | 12.46 |
| 6-8cm girth | 34.88 | 21.80 | 17.44 |
| 8-10cm girth | 49.83 | 31.14 | 24.91 |

broadleaved trees

***= Native to Britain**
M= Medium (20-50 ft)
S= Small (up to 20 ft+)
L= Large (50ft+)
r/b= Root Balled

Plants of sizes 30-40cm, 40-60cm, 60-90cm and 90-120cm are graded and sold in bundles of 25. Please order accordingly – Thank you.



BIRD CHERRY *S

Prunus padus

Small bushy tree for woodland edges, by streams and upland areas.

Flowers white on spikes with shiny black fruits.



SESSILE OAK *L

Quercus petraea

Tall, straight, elegant tree for woodlands and hedgerows.

Prefers moist conditions with rapid early growth.



ENGLISH OAK (Pedunculate oak) *L

Quercus robur

Extensive woodland tree suited to medium-heavy fertile land.

Characteristic hedgerow tree.



RED OAK L

Quercus rubra

Large, fast growing, broad headed tree which thrives in most parts of the British Isles.

Leaves change from dull green to red and finally to a stunning red brown in Autumn.

| Size (cm) | Ex-Nursery (VAT Extra) | | |
|--------------|------------------------|-----------------|----------------|
| | 1-24 £ each | 25-99 £ each | 100+ £ each |
| 30-40 | - | 1.07 | 0.85 |
| 40-60 | - | 1.26 | 1.01 |
| 60-90 | - | 1.70 | 1.36 |
| 90-120 | - | 3.07 | 2.46 |
| 120-150 | 8.62 | 5.39 | 4.31 |
| 150-180 | 15.32 | 9.58 | 7.66 |
| 180-240 | 24.93 | 15.58 | 12.46 |
| 6-8cm girth | 34.88 | 21.80 | 17.44 |
| 8-10cm girth | 49.83 | 31.14 | 24.91 |
| | | | |
| 30-40 | - | 1.50 | 1.20 |
| 40-60 | - | 2.01 | 1.61 |
| 60-90 | - | 2.71 | 2.16 |
| 90-120 | - | 5.43 | 4.34 |
| 120-150 | 13.25 | 8.28 | 6.63 |
| 150-180 | 22.91 | 14.32 | 11.45 |
| 180-240 | 39.87 | 24.92 | 19.94 |
| 6-8cm girth | 67.26 | 42.04 | 33.63 |
| 8-10cm girth | 94.67 | 59.17 | 47.33 |
| | | | |
| 30-40 | - | 1.08 | 0.86 |
| 40-60 | - | 1.31 | 1.05 |
| 60-90 | - | 1.83 | 1.46 |
| 90-120 | - | 4.50 | 3.60 |
| 120-150 | 12.79 | 7.99 | 6.39 |
| 150-180 | 21.80 | 13.62 | 10.90 |
| 180-240 | 30.76 | 19.22 | 15.38 |
| 6-8cm girth | 57.30 | 35.81 | 28.65 |
| 8-10cm girth | 79.72 | 49.83 | 39.86 |
| | | | |
| 30-40 | - | 1.42 | 1.14 |
| 40-60 | - | 2.01 | 1.61 |
| 60-90 | - | 2.58 | 2.06 |
| 90-120 | - | 5.43 | 4.34 |
| 120-150 | 13.70 | 8.56 | 6.85 |
| 150-180 | 23.42 | 14.64 | 11.71 |
| 180-240 | 37.37 | 23.35 | 18.68 |
| 6-8cm girth | 64.78 | 40.49 | 32.39 |
| 8-10cm girth | 82.23 | 51.39 | 41.11 |

***= Native to Britain**
M= Medium (20-50 ft)
S= Small (up to 20 ft+)
L= Large (50ft+)
r/b= Root Balled

Plants of sizes 30-40cm, 40-60cm, 60-90cm and 90-120cm are graded and sold in bundles of 25. Please order accordingly – Thank you.



WILLOW *M

Salix spp

*Goat willow (Salix caprea)**

*Grey willow (Salix cinerea)**

*Osier willow (Viminalis)**

Good for damp situations.



WHITEBEAM *M

Sorbus aria

Hardy tree typical of woods on chalk and limestone. Good in upland and exposed conditions. Green leaves with grey underside. Scarlet berries.



ROWAN *M

Sorbus aucuparia

Elegant tree for woodlands and shelter belts. Tolerates acid soils, upland and exposed conditions. Cream flowers and orange-red berries.



SMALL LEAVED LIME *L

Tilia cordata

Elegant tree, vigorous on deep, loamy soils and suitable for woodlands and windbreaks. Greenish-yellow leaves, sweet smelling and attractive to bees. Popular for avenues.

| Size (cm) | Ex-Nursery (VAT Extra) | | |
|--------------|---------------------------|------------------------------------|----------------|
| | 1-24 £ each | 25-99 £ each | 100+ £ each |
| 30-40 | - | 0.78 | 0.62 |
| 40-60 | - | 1.08 | 0.86 |
| 60-90 | - | 1.28 | 1.03 |
| 90-120 | - | 1.58 | 1.26 |
| 120-150 | 6.40 | 4.00 | 3.20 |
| 150-180 | 12.84 | 8.02 | 6.42 |
| 30-40 | | | |
| 40-60 | | | |
| 60-90 | | | |
| 90-120 | | | |
| 120-150 | | Sorry not available this season | |
| 150-180 | | | |
| 180-240 | | | |
| 6-8cm girth | | | |
| 8-10cm girth | | | |
| 30-40 | - | 1.09 | 0.87 |
| 40-60 | - | 1.27 | 1.02 |
| 60-90 | - | 1.50 | 1.20 |
| 90-120 | - | 3.71 | 2.97 |
| 120-150 | 9.57 | 5.98 | 4.79 |
| 150-180 | 17.94 | 11.21 | 8.97 |
| 180-240 | 27.03 | 16.90 | 13.52 |
| 6-8cm girth | 34.88 | 21.80 | 17.44 |
| 8-10cm girth | 54.82 | 34.26 | 27.41 |
| 30-40 | - | 1.40 | 1.12 |
| 40-60 | - | 1.64 | 1.31 |
| 60-90 | - | 2.07 | 1.66 |
| 90-120 | - | 5.70 | 4.56 |
| 120-150 | 11.77 | 7.36 | 5.88 |
| 150-180 | 20.56 | 12.85 | 10.28 |
| 180-240 | 32.40 | 20.25 | 16.20 |
| 6-8cm girth | 46.48 | 29.05 | 23.24 |
| 8-10cm girth | 59.79 | 37.37 | 29.89 |

broadleaved trees

*= Native to Britain
M= Medium (20-50 ft)
S= Small (up to 20 ft+)
L= Large (50ft+)
r/b= Root Balled

Plants of sizes 30-40cm, 40-60cm, 60-90cm and 90-120cm are graded and sold in bundles of 25. Please order accordingly – Thank you.



BROADLEAVED LIME *L

Tilia platyphyllos

Large-leaved variety, vigorous and tall growing. Woodland or specimen tree, suitable for parklands and avenues.

CONTAINER GROWN



EVERGREEN OAK

Quercus ilex

Leaves resemble those of holly. Very hardy and grows well on poor soils, except heavy clay. Good in coastal and exposed conditions.

TREE PACKS

Packs of 5, 10 or 25 trees are available as 'Special offers' throughout the planting season. See our website www.thorpetrees.com for all the details

We also offer a good selection of Standard trees of the field grown varieties listed. Trees can be supplied 'root-balled' or containerised at an extra cost of £18.50 per tree.



| Size (cm) | Ex-Nursery (VAT Extra) | | |
|--------------|------------------------|-----------------|----------------|
| | 1-24 £ each | 25-99 £ each | 100+ £ each |
| 30-40 | – | 1.46 | 1.17 |
| 40-60 | – | 1.71 | 1.37 |
| 60-90 | – | 2.17 | 1.73 |
| 90-120 | – | 5.96 | 4.77 |
| 120-150 | 12.30 | 7.69 | 6.15 |
| 150-180 | 21.49 | 13.43 | 10.75 |
| 180-240 | 33.87 | 21.17 | 16.94 |
| 6-8cm girth | 48.59 | 30.37 | 24.30 |
| 8-10cm girth | 62.50 | 39.07 | 31.25 |
| 30-40 (2L) | 12.60 | 9.00 | 7.65 |
| 40-60 (2L) | 15.08 | 11.20 | 9.52 |
| 60-90 (2L) | 18.62 | 13.30 | 11.30 |
| 90-120 (2L) | 29.40 | 21.00 | 17.85 |

PLANT SPACING: Square Pattern

| Distance apart | Trees per | Distance apart | Trees per |
|----------------|-----------|----------------|-----------|
| Metric | Hectare | Imperial | Acre |
| 1.0m | 10000 | 3ft | 4840 |
| 1.5m | 4444 | 4.5ft | 2400 |
| 2.0m | 2500 | 6ft | 1210 |
| 2.5m | 1600 | 7.5ft | 774 |
| 3.0m | 1111 | 9ft | 537 |

hedging & shrubs

***= Native to Britain**

Plants of sizes 30-40cm, 40-60cm, 60-90cm and 90-120cm are graded and sold in bundles of 25. Please order accordingly – Thank you.


FIELD GROWN



FIELD MAPLE *

Acer campestre

Small tree or shrub commonly found in woodlands and hedges. Leaves turn a deep golden red in autumn. Good hedgerow tree.



COTONEASTER

Franchetti

Grey-green leaves, arching stems and red berries.



BOX

Buxus sempervirens

Traditional evergreen plant with small dark green leaves. Ideal for woodlands or hedging. Thrives on most soils in sun or shade.



RED-BARKED DOGWOOD

Cornus alba

Popular shrub with rich red stems in winter and white fruits tinged blue. Thrives in wet and dry soils.



DOGWOOD *

Cornus sanguinea

Hedgerow and open pasture shrub, common on chalk and limestone soils. Red leaves and shiny black fruits in autumn.

| Size (cm) | Ex-Nursery (VAT Extra) | | |
|-----------|---------------------------------|-------------------|-----------------|
| | 25-99 £ each | 100-999 £ each | 1000+ £ each |
| 30-40 | 1.07 | 0.85 | 0.48 |
| 40-60 | 1.18 | 0.95 | 0.53 |
| 60-90 | 1.50 | 1.20 | – |
| 90-120 | 3.00 | 2.40 | – |
| 30-40 | 1.50 | 1.20 | 0.67 |
| 40-60 | 1.92 | 1.53 | 0.86 |
| 60-90 | 2.84 | 2.27 | 1.28 |
| 20-40 | Sorry not available this season | | |
| 30-50 | | | |
| 30-40 | 1.42 | 1.14 | – |
| 40-60 | 1.64 | 1.31 | – |
| 60-90 | – | – | – |
| 30-40 | 1.37 | 1.10 | 0.62 |
| 40-60 | 1.50 | 1.20 | 0.67 |
| 60-90 | 1.79 | 1.43 | – |

hedging & shrubs

* = Native to Britain

Plants of sizes 30-40cm, 40-60cm, 60-90cm and 90-120cm are graded and sold in bundles of 25. Please order accordingly – Thank you.



HAZEL *

Corylus avellana

Familiar hedgerow and woodland shrub. Long yellow catkins in spring, bearing nuts in clusters. Good for coppice and hurdles.



QUICKTHORN (Hawthorn) *

Crataegus monogyna

Traditional hedgerow species, fast growing and sturdy on all soils. Pink and white blossom with profuse red berries in autumn.



SPINDLE TREE *

Euonymus europaeus

Decorative small tree with effective red leaves and pink fruits in autumn.



BEECH

Fagus sylvatica

Familiar hedgerow plant with glossy green leaves suited to chalky, light and well drained fertile soils. Trim to shape in the summer months.



COPPER BEECH L

Fagus sylvatica purpurea

Ornamental form of common beech, with red-purple leaves.

| Size (cm) | Ex-Nursery (VAT Extra) | | |
|-----------|------------------------|-------------------|-----------------|
| | 25-99 £ each | 100-999 £ each | 1000+ £ each |
| 30-40 | 1.22 | 0.98 | 0.55 |
| 40-60 | 1.38 | 1.11 | 0.62 |
| 60-90 | 1.68 | 1.34 | 0.75 |
| 90-120 | – | – | – |
| 30-40 | 0.72 | 0.58 | 0.33 |
| 40-60 | 0.94 | 0.75 | 0.42 |
| 60-90 | 1.28 | 1.03 | 0.58 |
| 90-120 | – | – | – |
| 120-150 | – | – | – |
| 30-40 | 1.28 | 1.03 | 0.58 |
| 40-60 | 1.85 | 1.48 | 0.83 |
| 60-90 | 2.29 | 1.83 | 1.03 |
| 30-40 | 1.12 | 0.90 | 0.50 |
| 40-60 | 1.43 | 1.14 | 0.64 |
| 60-90 | 1.88 | 1.50 | 0.85 |
| 90-120 | 4.87 | 3.90 | – |
| 120-150 | 7.44 | 5.95 | – |
| 30-40 | 2.78 | 2.23 | – |
| 40-60 | 3.28 | 2.62 | – |
| 60-90 | 4.22 | 3.37 | – |
| 90-120 | 5.98 | 4.79 | – |

*** = Native to Britain**

Plants of sizes 30-40cm, 40-60cm, 60-90cm and 90-120cm are graded and sold in bundles of 25. Please order accordingly – Thank you.



GARDEN PRIVET

Ligustrum ovalifolium


Semi-evergreen form of privet, usually grown as garden hedging. Good on most soils.



WILD PRIVET *

Ligustrum vulgare

Common woodland shrub with small narrow leaves and black fruits. Bushy habit, good on chalk soils.



EVERGREEN HONEYSUCKLE

Lonicera nitida

Evergreen hedgerow or woodland shrub with small privet-like leaves. Hardy and vigorous especially on chalk soils.



CRAB APPLE *

Malus sylvestris

Attractive small tree with colourful blossom and small fruits in autumn.



LAUREL

Prunus laurocerasus

Fast-growing, bushy evergreen, good for hedges and game cover in woodlands. Tolerates shade and damp conditions.

| Size (cm) | Ex-Nursery (VAT Extra) | | |
|-----------|------------------------|-------------------|-----------------|
| | 25-99 £ each | 100-999 £ each | 1000+ £ each |
| 30-40 | 1.58 | 1.26 | — |
| 40-60 | 1.78 | 1.42 | — |
| 60-90 | 2.15 | 1.72 | — |
| 30-40 | 1.26 | 1.01 | 0.57 |
| 40-60 | 1.40 | 1.12 | 0.63 |
| 60-90 | 1.70 | 1.36 | 0.77 |
| 30-40 | 1.50 | 1.20 | 0.67 |
| 40-60 | 1.77 | 1.41 | 0.79 |
| 60-90 | 1.92 | 1.53 | 0.86 |
| 30-40 | 1.02 | 0.81 | 0.46 |
| 40-60 | 1.14 | 0.92 | 0.51 |
| 60-90 | 1.51 | 1.21 | — |
| 30-40 | 3.80 | 3.42 | 2.85 |
| 40-60 | 4.80 | 4.32 | 3.60 |
| 60-90 | 6.15 | 5.54 | 4.61 |
| 90-120 | 8.20 | 7.38 | — |

hedging & shrubs

*** = Native to Britain**

Plants of sizes 30-40cm, 40-60cm, 60-90cm and 90-120cm are graded and sold in bundles of 25. Please order accordingly – Thank you.



BLACKTHORN *

Prunus spinosa

Large shrub or small tree. Common hedgerow plant with dense, thorny branches. Early white blossom with fruits (sloes) in autumn. Good for protection.



ROSA RUGOSA

Ramanus rose

Dense, prickly shrub good for protective hedgerows. Pink or white flowers in summer with large hips in autumn.



COMMON BUCKTHORN *

Rhamnus catharticus

Hedgerow shrub or small tree, multi-branched and thorny. Small flowers in spring and black berries in autumn. Good on chalk and limestone soils.



ALDER BUCKTHORN *

Rhamnus frangula

Attractive shrubby tree. Shiny green-yellow leaves with red-pink berries in autumn. Good on damp sites and marshy areas.



DOG ROSE *

Rosa canina

Wild rose. Traditional hedgerow or woodland edge shrub. Attractive small pink flowers in late spring and red hips in autumn.

| Size (cm) | 25-99 £ each | Ex-Nursery (VAT Extra) | |
|-----------|-----------------|---------------------------|-----------------|
| | | 100-999 £ each | 1000+ £ each |
| 30-40 | 0.88 | 0.70 | 0.39 |
| 40-60 | 1.03 | 0.82 | 0.46 |
| 60-90 | 1.26 | 1.01 | 0.57 |
| | | | |
| 30-40 | 1.42 | 1.14 | — |
| 40-60 | 1.64 | 1.31 | — |
| 60-90 | 1.83 | 1.46 | — |
| | | | |
| 30-40 | 1.02 | 0.81 | — |
| 40-60 | 1.22 | 0.98 | — |
| 60-90 | 1.58 | 1.26 | — |
| | | | |
| 30-40 | 1.02 | 0.81 | — |
| 40-60 | 1.22 | 0.98 | — |
| 60-90 | 1.58 | 1.26 | — |
| | | | |
| 30-40 | 1.03 | 0.82 | 0.46 |
| 40-60 | 1.16 | 0.92 | 0.52 |
| 60-90 | 1.58 | 1.26 | 0.71 |

*** = Native to Britain**

Plants of sizes 30-40cm, 40-60cm, 60-90cm and 90-120cm are graded and sold in bundles of 25. Please order accordingly – Thank you.



ELDERBERRY *

Sambucus nigra

Large shrub or small tree, often found in hedgerows or on undisturbed soils. Can be invasive. Scented white flowers in spring. Purple berries in autumn.



SNOWBERRY

Symphoricarpus alba

Dense shrub for woodland cover or garden hedging. Grows on any soil and tolerates shade. Pink flowers in summer and long-lasting white berries in winter.



WAYFARING TREE *

Viburnum lantana

Woodland edge or hedgerow shrub, good on chalk or limestone soils. White flowers in June, red berries in autumn. Thick, hairy green leaves.



GUELDER ROSE *

Viburnum opulus

Woodland edge or hedgerow shrub which prefers damp conditions. Fragrant white flowers in spring and clusters of drooping red berries in autumn. Large lobed leaves.

| Size (cm) | Ex-Nursery (VAT Extra) | | |
|-----------|------------------------------------|-------------------|-----------------|
| | 25-99 £ each | 100-999 £ each | 1000+ £ each |
| 30-40 | 1.07 | 0.85 | 0.48 |
| 40-60 | 1.18 | 0.95 | 0.53 |
| 60-90 | 1.64 | 1.31 | 0.74 |
| 30-40 | 1.26 | 1.01 | 0.57 |
| 40-60 | 1.40 | 1.12 | 0.63 |
| 60-90 | 1.70 | 1.36 | 0.77 |
| 30-40 | 1.22 | 0.98 | – |
| 40-60 | 1.36 | 1.09 | – |
| 60-90 | 1.77 | 1.41 | – |
| 30-40 | Sorry not available this season | | |
| 40-60 | | | |
| 60-90 | | | |

hedging & shrubs

*** = Native to Britain**

Plants of sizes 30-40cm, 40-60cm, 60-90cm and 90-120cm are graded and sold in bundles of 25. Please order accordingly – Thank you.

CONTAINER GROWN



BOX

Buxus sempervirens

Traditional evergreen plant with small dark green leaves. Ideal for woodlands or hedging. Thrives on most soils in sun or shade.



HOLLY *

Ilex aquifolium

Traditional evergreen tree or shrub, common in hedgerows with familiar red berries. Grows on all except wet soils. Forms a good hedge.



HONEYSUCKLE *

Lonicera periclymenum

Scented flowers in spring and autumn. Familiar rambling through traditional hedgerows.



LAUREL

Prunus laurocerasus

Fast-growing, bushy evergreen, good for hedges and game cover in woodlands. Tolerates shade and damp conditions.

| Size (cm) | Ex-Nursery (VAT Extra) | | |
|---------------|------------------------|-----------------|----------------|
| | 1-24 £ each | 25-99 £ each | 100+ £ each |
| 30-40 2L | 11.02 | 7.34 | 5.87 |
| 20-30 (p9) | 5.51 | 3.67 | 3.12 |
| 30-40 (P9) | 6.50 | 4.33 | 3.68 |
| 40-60 (p9) | 6.80 | 4.53 | 3.85 |
| 40-60 (2L) | 9.24 | 6.16 | 5.24 |
| 60-80(2L) | 13.20 | 8.80 | 7.48 |
| 80-100 (3L) | 25.03 | 16.69 | 14.18 |
| 30-40 (1L) | 7.36 | 4.60 | 3.91 |
| 40-60 (2L) | 10.47 | 6.54 | 5.56 |
| 40-60 (2L) | 10.79 | 6.75 | 5.73 |
| 60-90 (r/b) | 21.42 | 13.39 | 11.38 |
| 90-120 (r/b) | 27.85 | 17.41 | 14.80 |
| 120-150 (r/b) | 56.56 | 35.35 | 30.05 |

***= Native to Britain**

Plants of sizes 30-40cm, 40-60cm, 60-90cm and 90-120cm are graded and sold in bundles of 25. Please order accordingly – Thank you.



PORTUGUESE LAUREL

Prunus lusitanica

Hardy plant, good for hedging or as game cover. Dark crimson stem with large glossy green leaves.



GORSE *

Ulex europaeus

Prickly, evergreen shrub which grows naturally on acid, sandy heaths in exposed conditions.

Resilient and dense with rigid spines.

Attractive yellow flowers throughout the seasons.

| Size (cm) | 1-24 £ each | Ex-Nursery (VAT Extra) | |
|------------|----------------|---------------------------|----------------|
| | | 25-99 £ each | 100+ £ each |
| 30-40 (2L) | 8.68 | 5.43 | 4.61 |
| 40-60 (2L) | 11.97 | 7.48 | 6.36 |
| 60-90(2L) | 15.02 | 9.39 | 7.98 |
| 20-40 (p9) | 3.32 | 2.07 | 1.55 |
| 40-60 (2L) | 9.39 | 5.87 | 4.40 |

Environmental Stewardship hedgerow mixes are available to suit regional variations. Please contact us to discuss your requirements. Professional planting service also available.

TYPICAL MIXED HEDGE: 5-8 plants/m

Suggested Species

Quickthorn 70%,
Guelder Rose 5%,

Blackthorn 10%,
Dog Rose 3%,

Field Maple 5%,
Honeysuckle 2%,

Hazel 3%,
Holly 2%

HEDGEROW SPACING: Recommendations

| Species | Spacing in rows | Species | Spacing in rows |
|------------------|-----------------|------------------|-----------------------|
| EVERGREEN | | DECIDUOUS | |
| Box | 10-12" single | Beech | 18" double |
| Lonicera nitida | 12" single | Blackthorn | 12" double |
| Holly | 12" single | Field maple | 12" single |
| Laurel | 24" single | Quickthorn | 9" double |
| Lawson's cypress | 24-36" single | Ramanus rose | 12" double |
| Leylandii | 24-36" single | Mixed hedge | (5-8 plants/m) double |
| Privet | 12" single | | |
| Yew | 18-24" single | | |

conifers

Plants of sizes 30-40cm, 40-60cm, 60-90cm and 90-120cm are graded and sold in bundles of 25. Please order accordingly – Thank you.

FIELD GROWN



NORDMAN'S FIR L

Abies nordmanniana

Excellent variety for Christmas. Shiny green needles retained after cutting. Generally disease resistant. Slow growing.



NOBLE FIR L

Abies procera

Straight-growing timber tree with large blue-grey cones. Withstands exposure, is resistant to snow damage and tolerates poor soil conditions.



NORWAY SPRUCE L

Picea abies

Familiar as traditional Christmas tree, produces a high yield of good quality timber. Prickly light-green needles and long drooping cones.

SERBIAN SPRUCE L

Picea omorika

Very attractive Christmas tree.

Serbian Spruce – tall slender graceful tree, good in industrial areas and on chalk soils.



BLUE SPRUCE L

Picea pungens glauca

A medium sized tree with glaucous leaves. The intensely blue needles make it a very popular tree for Christmas. Trees usually grown to small - medium size as colour weakens with age.

| Size (cm) | Ex-Nursery (VAT Extra) | |
|-----------|---------------------------|----------------|
| | 25-99 £ each | 100+ £ each |
| 15-30 | 1.31 | 0.98 |
| 30-50 | 1.57 | 1.18 |
| 20-40 | 0.80 | 0.60 |
| 40-60 | 1.05 | 0.79 |
| 15-30 | 0.65 | 0.49 |
| 20-40 | 0.79 | 0.59 |
| 40-60 | 1.00 | 0.75 |
| 60-90 | 1.35 | 1.01 |
| 20-40 | 0.75 | 0.56 |
| 40-60 | 0.91 | 0.68 |
| 60-90 | 1.28 | 0.98 |
| 15-30 | 0.75 | 0.56 |
| 40-60 | 0.91 | 0.68 |
| 60-90 | 1.28 | 0.98 |

***= Native to Britain**
M= Medium (20-50 ft)
S= Small (up to 20 ft+)
L= Large (50ft+)
r/b= Root Balled

Plants of sizes 30-40cm, 40-60cm, 60-90cm and 90-120cm are graded and sold in bundles of 25. Please order accordingly – Thank you.



SITKA SPRUCE L

Picea sitchensis

A fast growing large tree predominantly grown for timber purposes. It is a common forest tree planted on damp, peaty upland sites and tolerates bleak

conditions. Leaves or needles are dark green / glaucous and prickly. Yellowish brown cones grow to 6-10cm.




SCOTS PINE *L

Pinus sylvestris

Tall, variable tree preferring richer soil types. Excellent for shelter belts, and as a 'nurse' tree in hardwood plantations.

Short twisted needles and rounded cones. Good timber tree.



YEW *M

Taxus baccata

Long-lived, slow-growing tree preferring chalk and limestone soils. Valuable timber and attractive hedgerow plant.



WESTERN RED CEDAR L

Thuja plicata

Tall, valuable and fast-growing timber tree. Useful in sporting woodlands. Tolerates shade.

WESTERN HEMLOCK L

Tsuga heterophylla

Elegant, conical tree with light drooping branches. Tolerates shade and good for timber, sporting woodlands and hedgerows

| Size (cm) | Ex-Nursery (VAT Extra) | |
|-----------|------------------------|----------------|
| | 25-99 £ each | 100+ £ each |
| 20-40 | 0.69 | 0.51 |
| 15-30 | 0.65 | 0.49 |
| 30-40 | 0.69 | 0.52 |
| 40-60 | 1.16 | 0.87 |
| 60-80 | 2.04 | 1.53 |
| 20-40 | 3.57 | 2.68 |
| 40-60 | 3.75 | 2.81 |
| 20-40 | 1.10 | 0.83 |
| 40-60 | 1.38 | 1.04 |
| 15-30 | 0.75 | 0.56 |
| 30-40 | 0.90 | 0.68 |

conifers

*= Native to Britain
M= Medium (20-50 ft)
S= Small (up to 20 ft+)
L= Large (50ft+)
r/b= Root Balled

CONTAINER GROWN

CUPRESSOCYPARIS LEYLANDII

Leylandii green

Widely planted hedgerow tree. Tall, narrow, hardy and fast-growing. Makes an excellent screen.

Castlewella gold

Golden variety, slower growing, bushy and compact.



SCOTS PINE *L

Pinus sylvestris

Tall, variable tree preferring richer soil types. Excellent for shelter belts, and as a 'nurse' tree in hardwood plantations. Short twisted needles and rounded cones. Good timber tree.

| Size (cm) | Ex-Nursery (VAT Extra) | | |
|---------------|---------------------------|-----------------|----------------|
| | 1-24 £ each | 25-99 £ each | 100+ £ each |
| 40-60(2L) | 5.47 | 4.56 | 3.88 |
| 60-90 (2L) | 6.51 | 5.43 | 4.61 |
| 90-120(2L) | 7.44 | 6.20 | 5.27 |
| 120-150(5L) | 13.36 | 11.13 | 9.46 |
| 180-240(10L) | 38.40 | 32.00 | 27.20 |
| 40-60(2L) | 5.82 | 4.85 | 4.13 |
| 60-90 (2L) | 6.85 | 5.70 | 4.85 |
| 90-120(2L) | 7.71 | 6.43 | 5.46 |
| 120-150(5L) | 26.06 | 21.71 | 18.46 |
| 150-180 (10L) | | 31.09 | 25.91 |
| 22.02 | | | |
| 30-40 (2L) | 4.97 | 4.14 | 3.52 |
| 40-60(2L) | 6.51 | 5.43 | 4.61 |
| 60-90 (2L) | 10.28 | 8.56 | 7.28 |
| 80-100(5L) | 35.64 | 29.70 | 25.25 |

specimen trees



We offer an excellent range of specimen and garden trees. Please enquire for any varieties not listed. Larger Standards of many varieties available upon request.

BROADLEAVES

MAPLES

Acer varieties


A. 'Crimson King' – Large handsome tree, deep purple-crimson leaves.

A. 'Drummondii' – Striking tree, leaves green with marginal white band.

A. 'Red Sentry' – Attractive maple with colourful rich red leaves.

| Size (cm) | Ex-Nursery (VAT Extra) FIELD GROWN £ each |
|---------------|---|
| 180-240 girth | 39.00 |
| 6-8cm girth | 54.25 |
| 8-10cm girth | 74.20 |

specimen trees



Trees can be supplied 'root-balled' or containerised at an extra cost of £18.50 per tree.



HIMALAYAN BIRCH

Betula alba 'Jacquemontii'

Himalayan Birch – Very attractive birch with dazzling white stem and peeling bark. Often closely planted in small groups of 3 or 5 to make an effective garden feature.



FLOWERING THORN

Crataegus oxycantha varieties

C. Oxycantha 'Paul's Scarlet' – Double scarlet flowers in June/July

C. Oxycantha 'Plena' – Flowers double white

C. Oxycantha 'Rosea' – Flowers single pink



FLOWERING CRAB

Malus varieties

M. 'Golden Hornet' – Small tree with white flowers followed by bright yellow fruits.


M. 'Profusion' – Abundance of wine-red flowers, coppery-crimson leaves with small dark red fruits.

M. 'Floribunda' – Early flowering small tree, crimson buds opening to pale blush. Small red and yellow fruits.

M. 'Transitoria' is a graceful, slender small tree with narrowly lobed leaves which turn yellow in autumn. Profuse single white flowers followed by tiny yellow globose fruits - a truly elegant tree that has beautiful autumnal colouring.

'M. John Downie' is a small vigorous tree with an ovoid crown and profuse white flowers opening from pink buds. Fruits are comparatively large and conical, bright red and orange-yellow.

M. 'Tschonoskii' is a vigorous, erect, narrowly conical, medium-sized deciduous tree with ovate irregularly incised leaves turning bright orange, red and purple in autumn. Flowers white, tinged pink from pink buds. Fruits 2.5cm in width, greenish-yellow tinged reddish purple. One of the best trees for autumn colour with its bold foliage.



| Size (cm) | Ex-Nursery (VAT Extra) FIELD GROWN £ each |
|---------------|---|
| 180-240 girth | 42.80 |
| 6-8cm girth | 68.55 |
| 8-10cm girth | 85.75 |
| 180-240 girth | 37.00 |
| 6-8cm girth | 50.50 |
| 8-10cm girth | 65.80 |
| 180-240 girth | 36.60 |
| 6-8cm girth | 55.00 |
| 8-10cm girth | 68.20 |

specimen trees



FLOWERING CHERRY

| Size (cm) | FIELD GROWN £ each |
|---------------|-----------------------|
| 180-240 girth | 36.60 |
| 6-8cm girth | 54.75 |
| 8-10cm girth | 71.30 |

Prunus avium 'Plena'

Masses of drooping double white flowers – one of the loveliest of the cherries



Prunus 'cerasifera nigra'

'Black cherry plum' – A small-medium sized, round headed deciduous tree with deep blackish – purple leaves and twigs. Single, pale pink flowers open from deep pink buds in March-April followed by the dark purple leaves in summer. Dark purple-red fruits in autumn.



Prunus 'Pissardii'

'Purple leaved plum' – A bushy, medium sized deciduous tree, hardy and grows well in most soils. White and pale pink flowers open in late winter – early spring, followed by red – purple leaves in spring and summer. Fruits red and yellow in the Autumn.



Prunus 'Pandora'

A small deciduous bushy tree with a neat vase shaped crown. Attractive pale, shell pink flowers open in the spring followed by bronze, green and orange foliage over the spring to autumn period. A very hardy tree that prefers full sun.



Prunus 'Sargentii'

'Sargent's cherry' – A small deciduous tree with a spreading or rounded crown. Single flowers open dark pink in spring followed by bronze- orange - red leaves over the summer to autumn months. Stunning dark brown bark.



Prunus 'Autumnalis rosea'

'Winter flowering cherry' – A small deciduous tree of bushy spreading habit. Semi-double blush pink flowers open from late autumn to early spring, with green – yellow leaves over the spring to summer months.



Prunus 'Amanogawa'

A small, narrow fastigiate (Columnar) tree with upright clusters of semi double pink flowers in late spring. Foliage is bronze in spring turning green then orange-red by autumn. Very hardy tree that makes an attractive feature to a focal area of the garden.

Prunus Accolade

Is a graceful, spreading tree that is smothered in semi-double, rose pink flowers in mid-spring. The dark green leaves turn a vibrant orange in autumn. This is one of the most reliable and pretty cherries for the small garden. Meaning 'White God' in Japanese, the 'Shirofugen Cherry' is of open, spreading habit bearing long lasting double white flowers. Leaves start as a bronze-red shade, turning to green before finally turning an orange-red colour in late Autumn.



FLOWERING CHERRY

| Size (cm) | FIELD GROWN £ each |
|---------------|-----------------------|
| 180-240 girth | 39.00 |
| 6-8cm girth | 55.75 |
| 8-10cm girth | 72.00 |



Prunus 'Cheals Weeping'

A small tree with arching or drooping branches, very attractive clear deep pink double blossom in the spring. Young leaves are bronze turning to green over the summer. Lovely for any small garden.



Prunus 'Kanzan'

A medium sized tree with stiffly ascending branches, vase shaped when young and later spreading. The double blossom flowers are a striking pink in the spring and foliage changes from bronze to green over the summer months. A very hardy tree.



Prunus 'Pink Perfection'

A small deciduous tree with a compact crown of ascending branches. Leaves open bronze, later green, with orange tints in the autumn. Very attractive double pink flowers nestle in drooping clusters in late spring. A very hardy tree in all situations.



Prunus 'Shirotae'

A small tree with a spreading flat crown. Fresh green young foliage makes an attractive contrast against the fragrant pure white, semi double flowers in the spring. Foliage turns orange – red in the autumn. A hardy tree.



Prunus 'Tai Haku'

'The Great White Cherry' – A large robust tree with dazzling single white flowers in the spring, enhanced by rich coppery red young leaves. One of the finest cherries for general planting and very hardy.



GOLDEN WEEPING WILLOW

Salix Chrysocoma

S. 'Chrysocoma' – Golden Weeping Willow. Beautiful weeping tree, vigorous and wide spreading.

| Size (cm) | Ex-Nursery (VAT Extra) BARE ROOTED |
|---------------|---|
| 200-250 girth | 42.00 |
| 180-240 girth | 57.30 |
| 6-8cm girth | 84.71 |
| 8-10cm girth | 99.66 |




COPPER BEECH

Fagus sylvatica purpurea

Ornamental form of common beech, with red-purple leaves.

specimen trees



SORBUS

Sorbus 'Aria lutescens'

A small – medium sized tree with a compact, rounded head of branches. The upper surface of the leaves is a dense creamy white which turns grey green by late summer.

Size (cm)

Ex-Nursery
(VAT Extra)
BARE
ROOTED

| | |
|---------|-------|
| 180-240 | 39.00 |
| 6-8cm | 55.75 |
| 8-10cm | 72.00 |



Sorbus 'Cashmiriana'

A beautiful small tree of open habit. The leaves are strongly serrated and the flowers a soft pink in May. Gleaming white fruits droop in large clusters, remaining on the trees well into early winter.



Sorbus 'Joseph Rock'

An outstanding small tree with an erect, compact head of branches. Sharply toothed leaflets turn to beautiful shades of red, orange, copper and purple in autumn. Large clusters of creamy yellow fruits darken to amber yellow and linger on the tree well into the winter months.



Sorbus 'Vilmorinii'

A beautiful small tree with elegant spreading habit. Clusters of fern like leaves turn from a stunning coppery-red to purple in the autumn. Loose dropping clusters of rose-red fruits turn to pink flushed white over the season. A lovely tree for the small garden.



Sorbus 'Commixta'

A small, variable tree of columnar habit. Serrated leaves are a glossy green in spring and turn to a rich coppery-red in autumn. Small red-orange fruits hang in large dense clusters in autumn. A very attractive tree.



'Eastern Promise'

Is a small tree with an upright habit, spreading at maturity. Its slender pointed serrated leaflets produce bold autumn colours and large bunches of red orange red berries. This is a stunning tree which can tolerate a wide range of soils and conditions.

We also offer a good selection of Standard trees of the field grown varieties listed.

Trees can be supplied 'root-balled' or containerised at an extra cost of £18.50 per tree.



bulbs, seeds & willows

WOODLAND BULBS



(Mixed or individual packs)

ENGLISH BLUEBELL (*Endymion non-scriptus*)

SNOWDROP (*Galanthus nivalis*)

ACONITE (*Eranthis hyemalis*)

MIXED WOODLAND BULBS

**Ex-Nursery
(VAT Extra)**
100 rate 500 rate
£/100 £/100

| | |
|-------|-------|
| 46.80 | 37.44 |
| 20.70 | 16.56 |
| 20.70 | 16.56 |
| 41.00 | 32.80 |

WILDFLOWER CULTURAL INFORMATION

The site should be weed free prior to sowing. Control weeds either mechanically or by the use of suitable herbicides. Prepare a fine seed bed and roll if required.

Mix the seed with topsoil, compost or sand and for best results broadcast either between March and May or preferably during August and September.

Rake or roll the seed bed to ensure the seeds are in contact with moisture.

DO NOT APPLY FERTILISER either prior to or after sowing. To achieve the best results cut the flowers every two months in the first year, and then again in early autumn in year two.

WILDFLOWER/GRASS SEED MIXTURES

Listed below is an attractive selection of seed mixtures for different habitats, purposes and soil types. Available as either 80% grasses/20% wildflowers or 100% wildflower mixes. Each type of mixture contains a minimum of 20 suitable species We supply any quantities of the mixtures to suit your individual requirements.



HABITAT MIXTURES

Shaded area, Hedgerow or

Wetland area mixtures

Butterfly, Early flowering or

Late flowering mixtures

SOIL TYPE MIXTURES

Acid, Calcareous, Loam,
Sandy or Wet soil mixtures

Coastal or Clay Mixtures

Wet & Moist Mixtures

Annual 100% wildflower mix

Low Maintenance Grass mix

80% Grass / 20% WF mix
sow@4-5g/m2

£/250g £/kg

69.25 138.25

62.80 124.50

49.50 99.50

57.80 115.50

67.25 134.25

64.75 134.25

100% Wild Flowers
sow@1-2g/m2

£/10g £/100g

13.75 136.25

12.75 126.25

9.75 98.75

14.75 148.25

12.50 125.25

82.75 / 100g

13.25 / kg

LIVING WILLOWS

We have an excellent range of traditional and ornamental willows available throughout the season for use as 'living willows'. Lengths up to 2m cut to suit. Price on application.

fruit trees

We offer a wide selection of new and traditional varieties of fruit trees, available as either bush type or half-standard. Becoming ever popular for gardens and orchard development we stock apples, pears, plums, gages and cherries as listed below. Further varieties and types may be available upon request.

Type: C=Culinary D=Dessert

Pollination: SF=Self Fertile T=Triploid (needs two other pollinators)

4 pollinating groups (A B C & D) relevant to flowering season.

Plant in groups with either one of same group or adjacent group.



APPLES

BLLENHEIM ORANGE

Large apple with dull yellow-red russet skin. Crisp and juicy, sweet yellow flesh with a nutty flavour. A large spreading tree.

BRAMLEY'S SEEDLING

Large flat, round apple, greenish yellow with varied red flush. A vigorous grower with thick spreading branches. Fruits cook well and give plenty of juice.

COX'S ORANGE PIPPIN

Well known dessert variety originating in Yorkshire although requires a sheltered site when grown in the North. Fruits are flushed brownish red and russet with plenty of flavour.

DISCOVERY

A long lasting, well flavoured apple which has excellent characteristics. Medium sized fruits are flushed yellow – orange with firm and crisp juicy flesh. A very good pollinator of other early flowering varieties.

EGREMONT RUSSET

Golden russet, medium sized, richly flavoured fruit. A hardy apple resistant to scab and tolerant of late frosts. Compact growth and a good cropper.

ELLISONS ORANGE

Golden – red fruits of medium size are very juicy and richly flavoured. Medium sized tree of upright growth. A reliable, hardy tree that resists late spring frosts.

HOWGATE WONDER

Large, flattish apple, pale yellow-green with red-orange striping. Flesh is firm but juicy and cooks well.

JAMES GRIEVE

Yellow skin flushed red and striped. A very juicy apple with crisp sweet flavour. Grows well in the North and fairly resistant to late frosts. Very good cropper.

Type Pollination Pick Use

| | | | |
|---|---------|------|----------|
| D | B(SF) T | Oct | Nov-Feb |
| C | T | Oct | Nov-May |
| D | B | Oct | Nov-Feb |
| C | A | Aug | Aug-Sept |
| D | A | Oct | Oct-Nov |
| D | C(SF) | Sept | Sept-Oct |
| C | B(SF) | Nov | Dec-Jan |
| D | B(SF) | Sept | Sept-Oct |



| | | | | |
|---|-----|-------|------|----------|
| KATY <i>Bright red shiny apple with crisp, juicy flesh and good flavour. Heavy cropper and a good pollinator. A very attractive apple for the picnic hamper!</i> | D | B(SF) | Sept | Sept-Oct |
| LAXTON SUPERB <i>Is a delicious eating apple has a purple flushed red and green skin, and a flavour that is similar to 'Cox's Orange Pippin'. Sweet and aromatic fruits that ripen in October, the flesh is firm and succulent with a greenish flush. Hardy in The North.</i> | D | B(SF) | Oct | Sept-Oct |
| LORD LAMBOURNE <i>Yellow skin flushed red. Flesh is firm and juicy with excellent flavour. Crops heavily and resistant to frost. A very useful apple.</i> | D | A(SF) | Oct | Oct-Dec |
| NEWTON WONDER <i>One of the best cooking apples with excellent keeping qualities. Large colourful fruits with yellow flesh flushed with red. Hardy and tolerant of late frosts.</i> | C/D | C | Oct | Nov-May |
| ROYAL GALA <i>A popular orange-red apple – sweet, crisp and juicy.</i> | D | B(SF) | Sep | Sept-Oct |
| SPARTAN <i>Small-medium sized apples sweet with dark purple-red skin. Aromatic flavour, firm, crisp and juicy. A good pollinator and very disease resistant.</i> | D | B(SF) | Sept | Oct-Dec |
| SUNSET <i>Golden fruits flushed red. Excellent substitute for Cox's Orange in the North. Firm and juicy fruits with delicious flavour and resistant to frost.</i> | D | B | Oct | Dec-Mar |
| WORCESTER PEARMAIN <i>Crimson, medium sized apple with lovely flavour. Very heavy cropper and resistant to frost.</i> | D | B(SF) | Oct | Sept-Oct |

CHERRIES




| | | | |
|---|-------|------|-----------|
| CHEROKEE <i>Large crops of delicious dark red fruits. Very hardy and tolerant of most conditions.</i> | Sweet | | Late July |
| MORELLO <i>Popular acid cherry suitable for cooking. Compact tree with spreading habit.</i> | C | | Aug |
| STELLA <i>Vigorous, spreading tree. Dark red fruits with juicy flesh and excellent sweet flavour.</i> | Sweet | (SF) | Late July |

fruit trees

Type Pollination Pick Use

PEARS



BETH

A new English variety which is compact, hardy and reliable. Fruits are small, pale yellow with pink flush, creamy white flesh is juicy and sweet. Good garden variety.

D D (SS) Mid-Sept-Oct

BUERRE HARDY


A well perfumed pear with very attractive, juicy flesh. Very hardy and suited to the Northern climate. Pick when hard and store until ripe for eating.

D C (SS) Aug Sept

CONFERENCE

Very popular all round pear. Long narrow fruits are yellowish-green with aromatic, juicy flesh. Heavy cropper and stores well before use.

D C(SF) Sept Oct-Nov



DOYENNE DU COMMICE

Attractive pale green-yellow fruits with pink-red flush. Very juicy with lovely flavour. Requires a warm and sheltered site to grow well. Ideal for training on a south facing wall.

D D (SS) Oct Nov-Dec

WILLIAM'S BON CRETIAN

A traditional, large, thin-skinned fruit with fine textured flesh and very sweet and juicy. Very hardy and reliable in the North.

D C (SS) Sept Sept

PLUMS



CZAR

Compact trees suitable for a small garden. Large purple fruits with slightly acidic flavour. Eat when fully ripe or makes a good cooking plum.

D/C B(SF) Early Aug

RIVERS' EARLY PROLIFIC

Small compact trees with small purple round fruit. Golden yellow fruits are firm and sweet when ripe. Good for cooking and preserving.

D/C B(SF) Early Aug



VICTORIA

A favourite tree for most orchards and gardens. Fast growing with medium sized, spreading habit. Yellow-rose coloured fruits with excellent flavour and qualities for both eating and cooking.

D/C B(SF) Late Aug

DAMSONS



MERRYWEATHER

Popular Damson for garden use. Heavy crops of large round, acidic but juicy blue-black fruits. Good for Jams and Chutneys.

C B(SF) Late Sept

GAGES



GREENGAGE

Oldest and best flavoured of all the Gages. Tender, round green fruits with outstanding flavour. Can be an irregular cropper.

D B(SF) Aug Aug

OULLIN'S GAGE

A vigorous tree with large, golden yellow, sweet and flavoursome fruits.

PRICES: (VAT Zero Rated)

| | APPLES/ PEARS | PLUMS/GAGES | CHERRIES |
|---------|---------------|-------------|----------|
| Bush | £21.00 | £25.50 | £25.50 |
| 1/2 Std | £26.50 | £29.00 | £29.00 |

size & root stock definitions

Size:

Bush: Tree of 2-4 years old, pruned to produce branching on a clear stem of 60-70cm.

Half Standard: Tree of 3-5 years old, pruned to produce branching on a clear stem of 90-120cm.

Root Stocks:

Apples: Bush – M26 / M106 Half Standard – M26 / MM106

M26 – Semi dwarfing. Reliable root stock for fruiting, good for bush or half standard.

M106 – Semi dwarfing. Good all round stock for small gardens.

MM106 – Semi vigorous. Outstanding root stock for bush or half standard.

Pears: Bush – Quince A Half Standard – Seedling Pear / Pyrus Communis

Quince A – semi-dwarfing. Suitable for small garden. Early fruiting.

Seedling Pear / Pyrus Communis – Vigorous rootstock for strong bush or half standard.

Plums: Bush – St Julien A Half Standard – Myrobalan

St Julien A – Good dwarfing rootstock for Bush plums, gages and damsons.

Myrobalan – Vigorous Rootstock for Half standard plums, gages and damsons.

Cherries: Bush – Colt Half Standard – Colt / Avium

Colt – Dwarfing rootstock suitable for cherries in small gardens.

Avium – Vigorous stock for larger trees.

sundries

SPIRAL GUARDS

Offer excellent cost-effective protection for newly planted hedgerows and single stemmed trees.
Support with an internal bamboo cane.



SPIRAL SHELTERS (50mm diameter)

60cm (2') x 50mm

75cm (2'6") x 50mm

Transparent spiral supplied clear with or without holes for ventilation.
Support with an internal bamboo cane.

| | Ex-Nursery (VAT Extra) | | |
|----------------|---------------------------|---------------------|--|
| 1-99 £ each | 100-499 £ each | 500-1000+ £ each | |

| | | |
|------|------|------|
| 0.78 | 0.60 | 0.48 |
| 0.94 | 0.72 | 0.58 |



'BIO' SPIRALS

'Bio' spirals 60cm (2') x 50mm

NexGen 'Bio' spirals 60cm (2') x 40mm

The NexGen Spiral Guards offer a natural alternative to plastic tree shelters. NexGen Spiral Guards are made from British wool, 100% biodegradable and non-toxic and break down to feed the soil and support the ecosystem.

| | | |
|------|------|------|
| 1.43 | 1.10 | 0.88 |
| 1.35 | 1.04 | 0.83 |

TREE & SHRUB SHELTERS

Ideal accessories to aid plant establishment, protect from browsing herbivores and facilitate weed control.

Rabbits 60cm Hares 75 or 90cm Deer 1.2m

TUBEX TREE & SHRUB SHELTERS (inc ties)



Robust and strong – these shelters offer optimum protection for young trees in all climatic conditions. Shelters come with pre-installed ties for attaching to a suitable stake. They are photo-degradeable and manufactured with a weakened 'laser' line to split as the tree grows.

Prices per item

| | | | | |
|------------------|--------------------------------|------|------|------|
| Standard shelter | 60cm (2') x 7.5-10.5mm diam. | 1.50 | 1.25 | 1.06 |
| Standard shelter | 75cm (2'6") x 7.5-10.5cm diam. | 1.80 | 1.50 | 1.28 |
| Standard shelter | 1.2m (4') x 7.5-10.5cm diam. | 2.40 | 2.00 | 1.70 |
| Shrub shelter | 60cm (2') x 13-16cm diam. | 2.52 | 2.10 | 1.79 |
| Shrub shelter | 75cm (2'4") x 13-16cm diam. | 2.76 | 2.30 | 1.96 |

Available in green.
Available with perforation holes for ventilation.





| | Ex-Nursery (VAT Extra) | | |
|--|-----------------------------------|----------------|---------------|
| | 1-99 | 100-499 | 500+ |
| | £ each | £ each | £ each |

TREEGUARD MESH

The Treeguard Mesh is an 'open' 12mm mesh shelter suitable for the protection of evergreens and 'broadleaf' species (e.g. Beech) which prefer maximum ventilation.

The Mesh shelters come as four welded tubes nested inside each other and with one or two pre-installed ties for attaching to a suitable stake. Manufactured in green as standard.

| | | | | |
|-----------------|----------------------------|------|------|------|
| Treeguard Mesh | 60cm (2') x 8-11 cm diam | 1.78 | 1.48 | 1.18 |
| Treeguard Mesh | 75cm (2'6") x 8-11 cm diam | 2.38 | 1.98 | 1.58 |
| Treeguard Mesh | 1.2m (4') x 8-11 cm diam | 2.84 | 2.37 | 1.90 |
| Treeguard Shrub | 60cm (2') x 13-16cm diam | 2.66 | 2.22 | 1.78 |

NEXGEN TREE SHELTERS

| | | | | |
|----------------------|-----------------------------|------|------|------|
| NexGen Tree Shelters | 60cm x 70-110mm diam | 2.94 | 2.45 | 2.08 |
| NexGen Tree Shelters | 75cm x 70-110mm diam | 3.55 | 2.96 | 2.52 |
| NexGen Tree Shelters | 1.2m (4') x 70-110mm diam | 5.78 | 4.82 | 4.10 |
| NexGen Tree Shelters | 1.5m (4'9") x 70-110mm diam | 7.31 | 6.09 | 5.18 |

'CONTINENTAL' FINE MESH & BALANCE TREE GUARDS

Green, photo-degradable and supplied flat-packed. Continental Fine Mesh Tree Guards are the ideal protection for beech, conifers and shrubs as they allow optimum air flow across the plant. Balance guards are similar to Continental guards but manufactured with solid plastic to the bottom 30cm as a herbicide shield.

| | | | | |
|---------------------------------|-------------------------|------|------|------|
| They are easy to erect with two | 60cm (2') x 12cm diam | 1.40 | 1.08 | 0.86 |
| bamboo canes or | 75cm (2'6") x 12cm diam | 1.64 | 1.26 | 1.01 |
| stake and tie. | 1.2m (4') x 12cm diam | 2.38 | 1.83 | 1.46 |

BROAD MESH TREE GUARDS *Ideal for shrubs & wider plants*

Open mesh plastic guard offering protection with ventilation. Available in black or green they are supplied as flat-packed cut pieces which are easy to wrap around the plant and tie to a stake or bamboo cane.

| | | | | |
|---|-----------------------|--------|-------|------|
| Guards can be cut to your own specification or size requirements. | 60cm (2') x 30cm diam | 2.54 | 1.95 | 1.56 |
| Mesh rolls | 60cm (2') x 50m | 100.10 | 77.00 | — |

PARKLAND GUARDS OR WELDMESH GUARDS

| | | | | |
|----------------------------------|--------------------|-------|-------|---|
| Galvanised weld-mesh tree guards | 72" x 12" diameter | 35.10 | 27.00 | — |
| | 48" x 12" diameter | 27.30 | 21.00 | — |

Wrought Iron parkland guards are available to your own specification upon request.

sundries

STAKES, CANES & TIES

STAKES

| | 1-99 £ each | 100-500 £ each | Ex-Nursery (VAT Extra) 501-1000 £ each |
|---|----------------|-------------------|---|
| 0.75m (2'6") X 32mm x 32mm (11/4" x 11/4") | 0.59 | 0.45 | 0.36 |
| 0.9m (3') x 32mm x 32mm (11/4" x 11/4") | 0.77 | 0.59 | 0.47 |
| 1.2m (4') x 32mm x 32mm (11/4" x 11/4") | 1.16 | 0.89 | 0.71 |
| 1.5m (5') x 32mm x 32mm (11/4" x 11/4") | 1.37 | 1.05 | 0.84 |
| 1.65m (5'6") round x 2-3" diameter (machine turned) | 3.38 | 2.60 | 2.08 |

BAMBOO CANES (for use with spirals)

| | | | |
|-----------|------|------|------|
| 0.9m (3') | 0.26 | 0.20 | 0.16 |
| 1.2m (4') | 0.31 | 0.24 | 0.19 |

TIES

| | | | |
|-----------------------------|------|------|------|
| BUCKLE TIES (18") | 1.09 | 0.84 | 0.67 |
| NYLON TIES - RELEASABLE | 0.14 | 0.11 | 0.09 |
| NYLON TIES NON- RELEASEABLE | 0.12 | 0.09 | 0.07 |
| SOFT TREE TIES (40CM) | 0.82 | 0.63 | 0.50 |

MULCH and FERTILISER

MULCH MATS

Bio-matt

The more robust form of mat where conditions are more demanding.

Fix with anchoring pegs or sods of turf or soil.

Ground cover woven polypropylene roll

Ground cover woven polypropylene roll

Bio-degradable pegs

| | | | |
|-------------|-------|------|------|
| 50cm x 50cm | 1.17 | 0.90 | poa |
| 1m x 50m | 48.00 | | |
| 1m x 100m | 73.00 | | |
| | 0.16 | 0.12 | 0.10 |

BARK MULCH (80L bag)

Traditional medium size bark for spreading around newly planted trees, hedgerows or borders. Creates a perfect finish when used over ground cover sheeting.

| | |
|-------|-------|
| 16.90 | 13.00 |
|-------|-------|

TREE PLANTING COMPOST (80L bag)

Ideal compost for situations where soil quality is variable.

| Price Each £ |
|-----------------|
| 12.35 9.50 |

FERTILISER

N-MAG LITE Ideal general fertiliser for use as a top dressing

during the first two or three years of establishment. 25kg bag 45.00



NexGen Spiral Guards



Tree planting compost



Bio-degradable pegs



Biodegradable mulch mat

planting & aftercare

Quality

Our stock is grown on the nursery from locally collected seed wherever possible and with careful consideration to environmental constraints. Plants are packed in co-extruded forestry bags and despatched in excellent condition for planting.

Plants should be kept in cool conditions away from frost and planted within 7-10 days of despatch or otherwise heeled-in for later planting. On no account let the roots dry out.

Ground Preparation Planting and Aftercare

Ideally the site should be prepared before planting. Sub-soil or rip compacted sites to alleviate soil compaction. If grass and other weeds are a problem, a glyphosate type herbicide (e.g. Roundup) is best applied either as spot treatment or overall in early autumn while the weeds are still growing.

Transplants and whips up to 60cm (2ft) may be 'Notch' planted i.e. by making two vertical notches at right angles with a spade, opening up the notch and inserting the plant in the soil, but no deeper than the plant has already been growing. Larger plants should be pit-planted, i.e. by removing a square of soil and spreading the roots well out in the pit before filling in with soil. Add compost if the soil is poor. If using tree shelters they should be placed carefully over the planted tree and secured by a stake. Where rabbit spirals are used, insert a bamboo cane alongside the plant to maintain rigidity. Ensure the plant is well firmed in.

When planting a root-balled tree untie and remove all the string around the collar. Dig a hole large enough for the root-ball and drive either one or two stakes into the ground at the edge of the hole. Loosen compacted soil adding compost if necessary before lowering the tree into the hole. Leave on the string/wire and hessian which surround the root-ball then cut, loosen and pull back only that around the collar of the tree to allow it to expand as it grows. Backfill the hole with soil / compost as required and firm well with heel. Tie the tree to the stake or fasten to a cross-piece of timber using a cushioning block and strapping if using two stakes.

Root drenching kits may be incorporated around the root-ball at planting to aid subsequent watering procedures.

Herbicide treatment can be done after planting, provided that great care is taken not to let any of the spray drift onto the plant. This is much easier to achieve if tree shelters are used. Residual herbicides may be applied overall during the following winter if necessary. It is most important to eliminate all weed competition for at least 2 feet around each plant. This can otherwise be done quite effectively by a polythene or organic mulch. When using sprays always follow the manufacturers recommendations.

Water plants regularly, particularly during prolonged dry spells. Remember to check and loosen buckle ties as the trees grow.

ordering information

Ordering (There is no minimum order)

Please note: The planting season for bare-rooted trees and shrubs is generally between the months of November - March.

Please order in multiples of 25 if possible.

Ordering could not be simpler – on-line, telephone, fax or e-mail your order requirements. Postal orders are welcome, make sure you enclose YOUR contact details too!

Please allow 7 working days when placing an order for collection or delivery.

Payment can be made by cheque, debit/credit card or by electronic transfer – please enquire for bank account details.

All items are subject to VAT (unless stated otherwise).

WE ARE PLEASED TO GIVE QUOTATIONS FOR LARGER QUANTITIES OR VARIETIES NOT LISTED.

Delivery Charges (VAT Extra)

(For delivery within 150 mile radius of Thorpe Underwood)

| Items Nett | Carriage Charge |
|---|-----------------|
| Orders up to £250 | £60.00 |
| £250.01 to £500 | £85.00 |
| £500.01 to £1000 | £120.00 |
| £1000.01 to £3000 | £170.00 |
| £3000.01 to £5000 | £250.00 |
| Orders over £5000 are quoted individually - please enquire. | |

Supplements may be charged for orders with stakes or root-balled/containerised trees due to the extra weight.

We regret that limits imposed by national carrier and pallet-line services for the height of individual consignments may restrict our ability to despatch trees of 8-10cm girth and above.

If these constraints prevent us from fulfilling the despatch of your goods we will contact you at the first opportunity to discuss.

Deliveries of larger trees using our own Van are generally limited to a radius of 150 miles from the nursery.

Delivery charges for orders delivered outside 150 mile radius of nursery – price quoted individually.

Imperial Equivalents

| | | |
|---------------------|-------------------|-------------------|
| 30-40cm = 1-11/2ft | 90-120cm = 3-4ft | 180-210cm = 6-7ft |
| 40-60cm = 11/2-2 ft | 120-150cm = 4-5ft | 210-240cm = 7-8ft |
| 60-90cm = 2-3ft | 150-180cm = 5-6ft | 240cm+ = 8ft+ |

payment terms

Payment Terms and Conditions

(Supercedes all previous lists)

Carriage prices apply to the UK mainland only.

Payment Terms

Payments from approved account customers must be made within 28 days of tax point.

Payment from customers without an account must be made on collection or on a pro-forma invoice prior to despatch.

An interest charge of 2.5% per month or part thereof may be levied on overdue accounts.

Customers failing to make payments within 28 days can expect deliveries and credit facilities to be suspended. Prompt action will be taken to recover overdue sums.

All orders to be confirmed by signature before collection or despatch.

The acceptance of an order does not bind us to supply every variety. If any variety is not available, payment will be refunded or a replacement will be made at our discretion to the same or higher value.

All plants are supplied true to name and every care is taken in their production and packing, but if any error is made by us our liability shall not exceed the list price of the relevant variety.

Payment will be refunded if any plants are not satisfactory and they are returned properly packed within four days of receipt, quoting the order number.

No claim for any other expenses whatsoever will be considered.

No responsibility is accepted for plant losses due to adverse weather conditions or damage or loss in transit.

The right is reserved to increase prices without notice if any unforeseen circumstances should occur.

All goods remain the property of Thorpe Trees Limited until paid for in full and action may be taken to recover goods if payment is delayed. The risk in the goods passes to the purchaser on collection.

All prices quoted are exclusive of VAT which will be added at the prevailing rate.

The placing of an order implies acceptance of these terms. Any variation to these terms of business shall not be valid unless agreed in writing.


We reserve the right to re-possess any goods in respect of which payment is overdue and the purchaser hereby permits us access to the premises at which the goods are located for this purpose.



Caroline Taylor
Director, Nursery
Consultancy &
Grants Advice



Richard Padgett
Nursery Consultancy
& Grants Advice



Sallie Winterburn
Sales & General
Enquiries



Alastair Taylor
Founder

PLEASE NOTE:

The planting season for bare-rooted trees and shrubs is generally between the months of November - March.



Gill Herron
Sales & General
Enquiries



Ann Wilkes
Sales & General
Enquiries




Kirsty Sugden
Sales & General
Enquiries




Chris Parkin
Nursery Foreman



Vas Murgu
Nursery Foreman



Sam Taylor
Nursery Despatch



Bob Turner
Nursery Despatch




Anne Zachary
Accounts



Andrew Wade
Nursery Contractor



Pearl
Security



Toby
Security



**Simon Barley
Ian Mckown**
Delivery Drivers



OPENING TIMES

Monday to Friday 7.30am-4.30pm

Saturday 9am-11am by arrangement

All collections to be made before 4pm.

Thorpe Trees Ltd

Thorpe Underwood
Ouseburn
York YO26 9TA

Tel: 01423 330977

Fax: 01423 331348

E-mail: sales@thorpetrees.com

Website: www.thorpetrees.com

